

8

7

6

5

4

3

2

1

REVISIONS		
REV.	DESCRIPTION	DATE

D

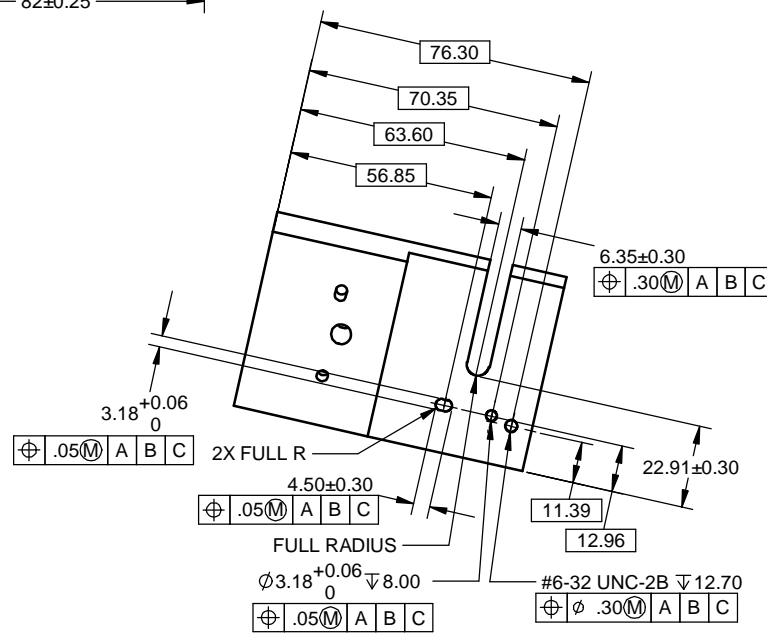
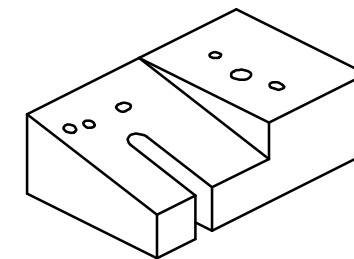
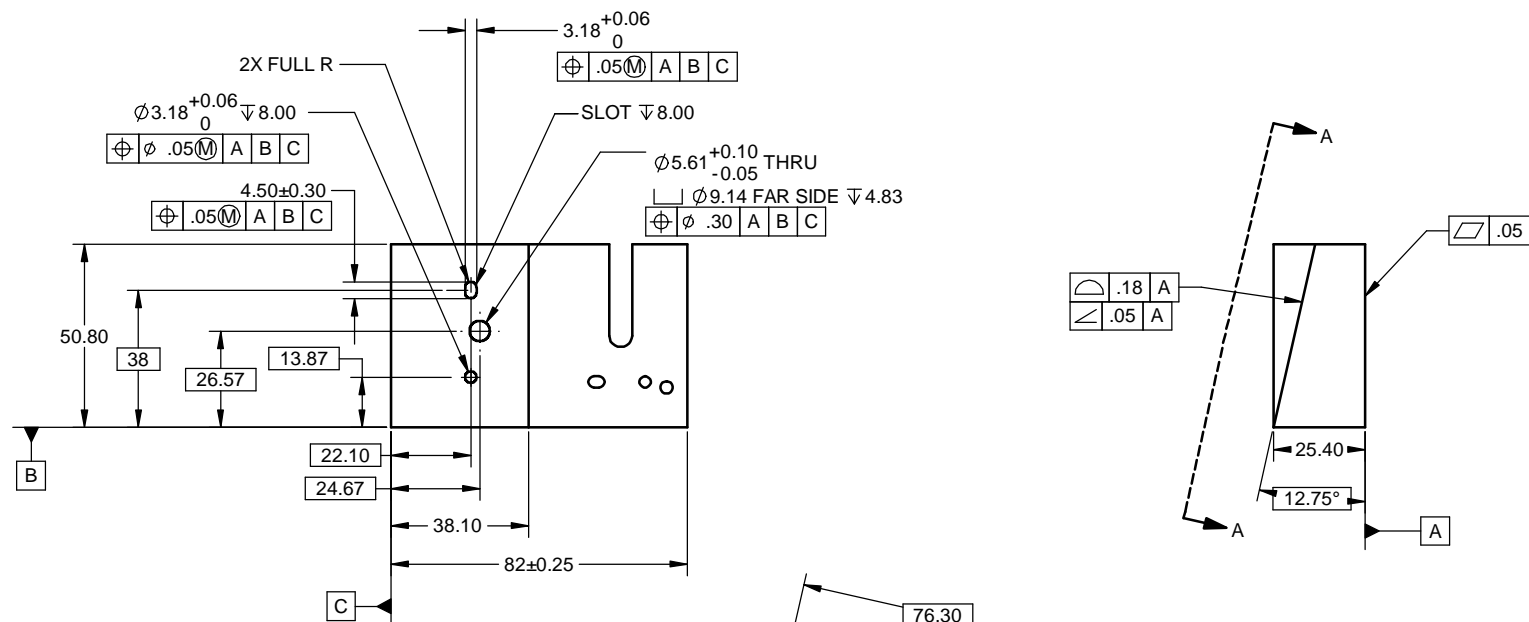
D

C

C

B

B



VIEW A

MATERIAL: ALUMINUM 6061 T651

NOTES: UNLESS OTHERWISE SPECIFIED

- ALL DIMENSIONS IN MILLIMETERS
- DIMENSIONS AND TOLERANCING PER ANSI Y14.5M-1994
- SURFACE TEXTURE PER ANI/ASME B 46.1-1985
- REMOVE ALL BURRS AND BREAK SHARP EDGES TO A MAXIMUM OF .38
- ALL INSIDE CORNERS TO BE .38 RADIUS MAX
- COUNTERSINK 82 DEGREES ALL TAPPED HOLES TO MAJOR DIAMETER
- COUNTERSINK 82 DEGREES APPROXIMATELY .76 TO 1.52 DEEP ALL DRILLED HOLES
- PARTS TO BE THOROUGHLY CLEANED TO REMOVE ALL OIL, GREASE, DIRT AND CHIPS
- PART NUMBER (DRAWING NO. PLUS DASH NO. PLUS SERIAL NO.) TO BE CLEARLY MARKED ON THE PART ITSELF.

PARTS LIST				HYTEC, INC	
UNLESS OTHERWISE SPECIFIED: DIMENSIONS ARE METRIC -TOLERANCES-		CAD GENERATED DRAWING, DO NOT MANUALLY UPDATE DO NOT SCALE DRAWING		TITLE PHENIX STATION 1 12.75° PERIMETER LITE SOURCE MOUNTING BLOCK	
DECIMALS .X = +/- .254 .XX = +/- .25	ANGULAR = +/- .25° SURFACE FINISH = 3.2	SIGNATURE	DATE	DWG. NO.	SIZE SHEET NO.
FINISH		DESIGNED E. ROMERO	7/9/99	002-0212-052	D 1
		DRAWN E. ROMERO	7/9/99	SCALE 1/1	REVISION
PART NO. 002-0212-052-1		CHECKED H. SALAZAR	7/12/99		
		ENGR. T. THOMPSON	7/9/99		
		APPROVED D. FIELDS	7/12/99		

8

7

6

5

4

3

2

1

A

A