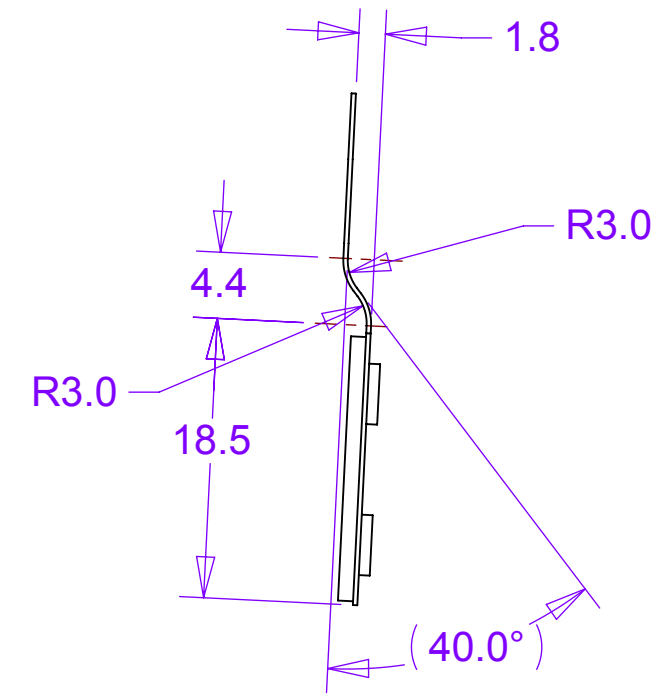
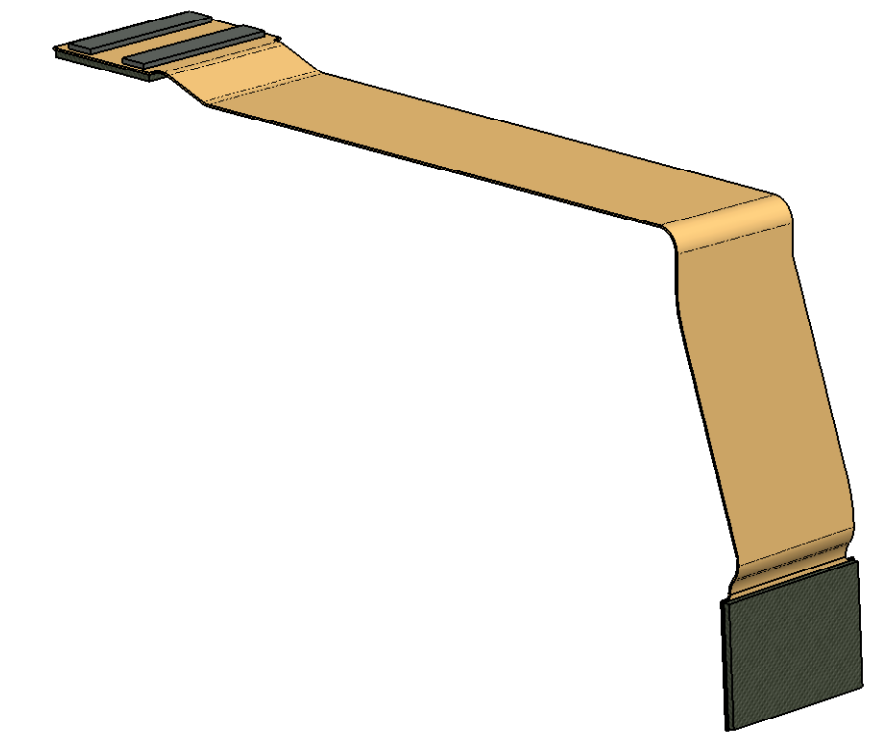
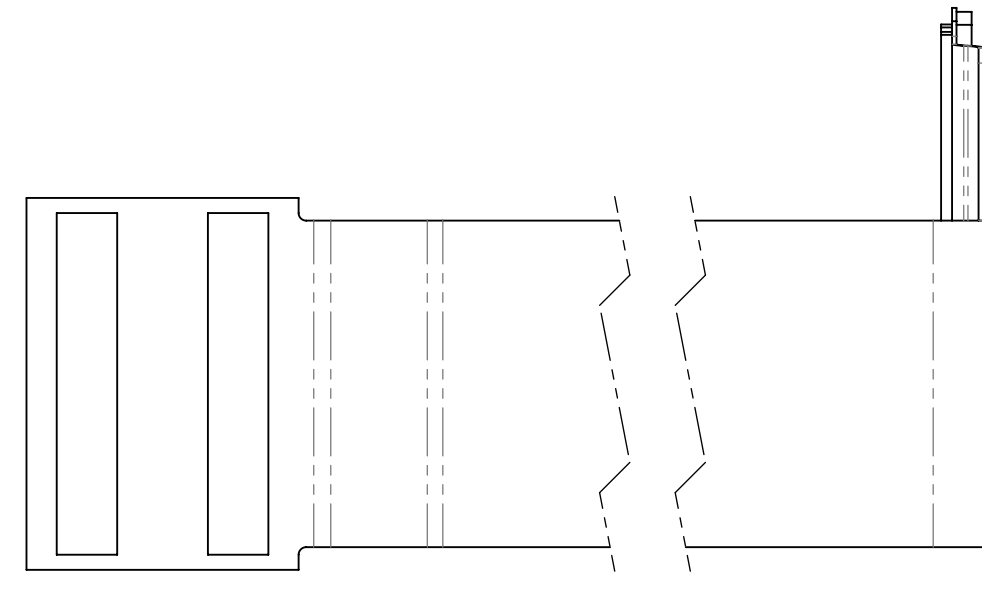


8 7 6 5 4 3 2 1

REVISIONS		DATE	APPROVED
REV	DESCRIPTION		



SECTION A-A



D

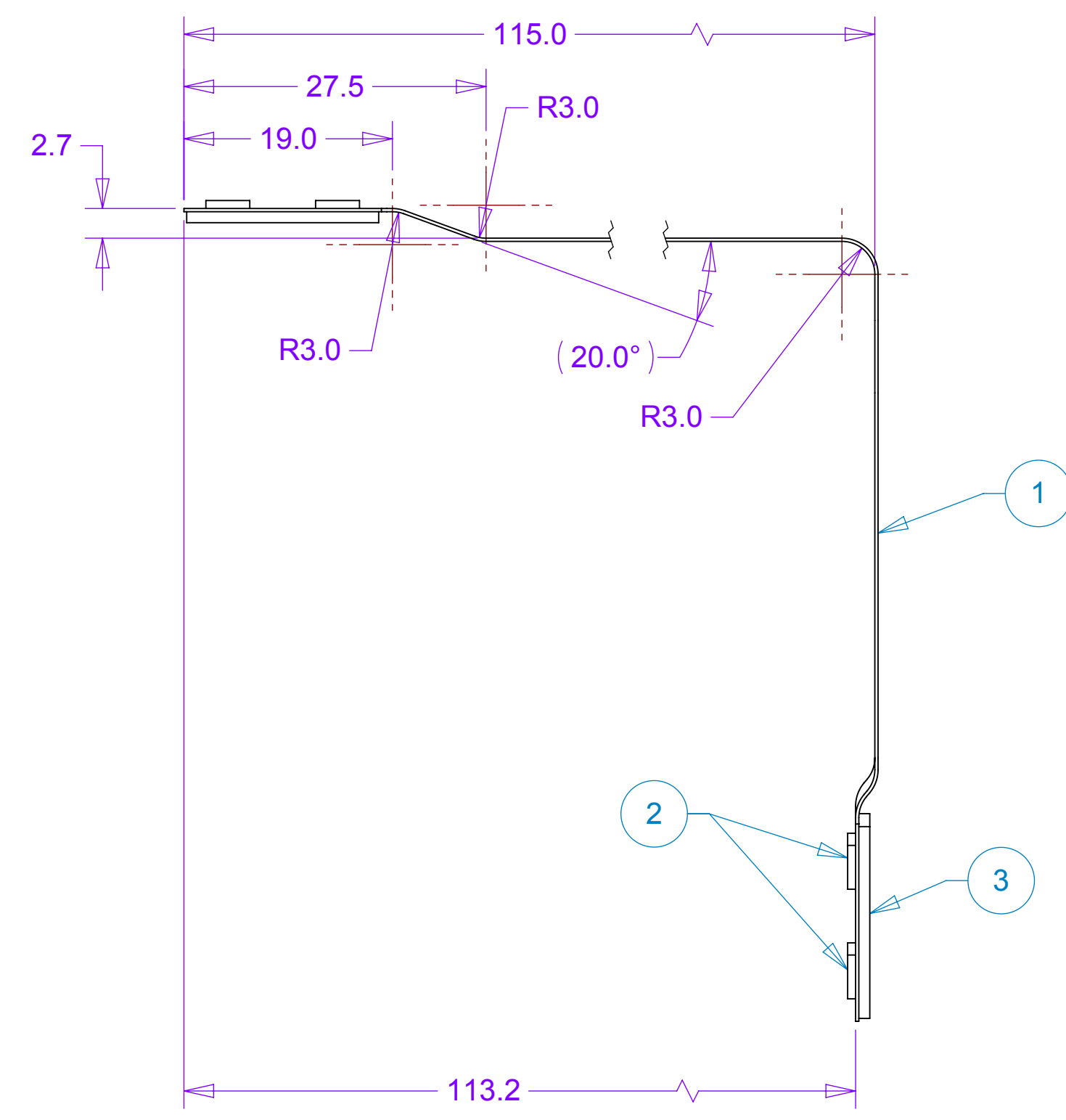
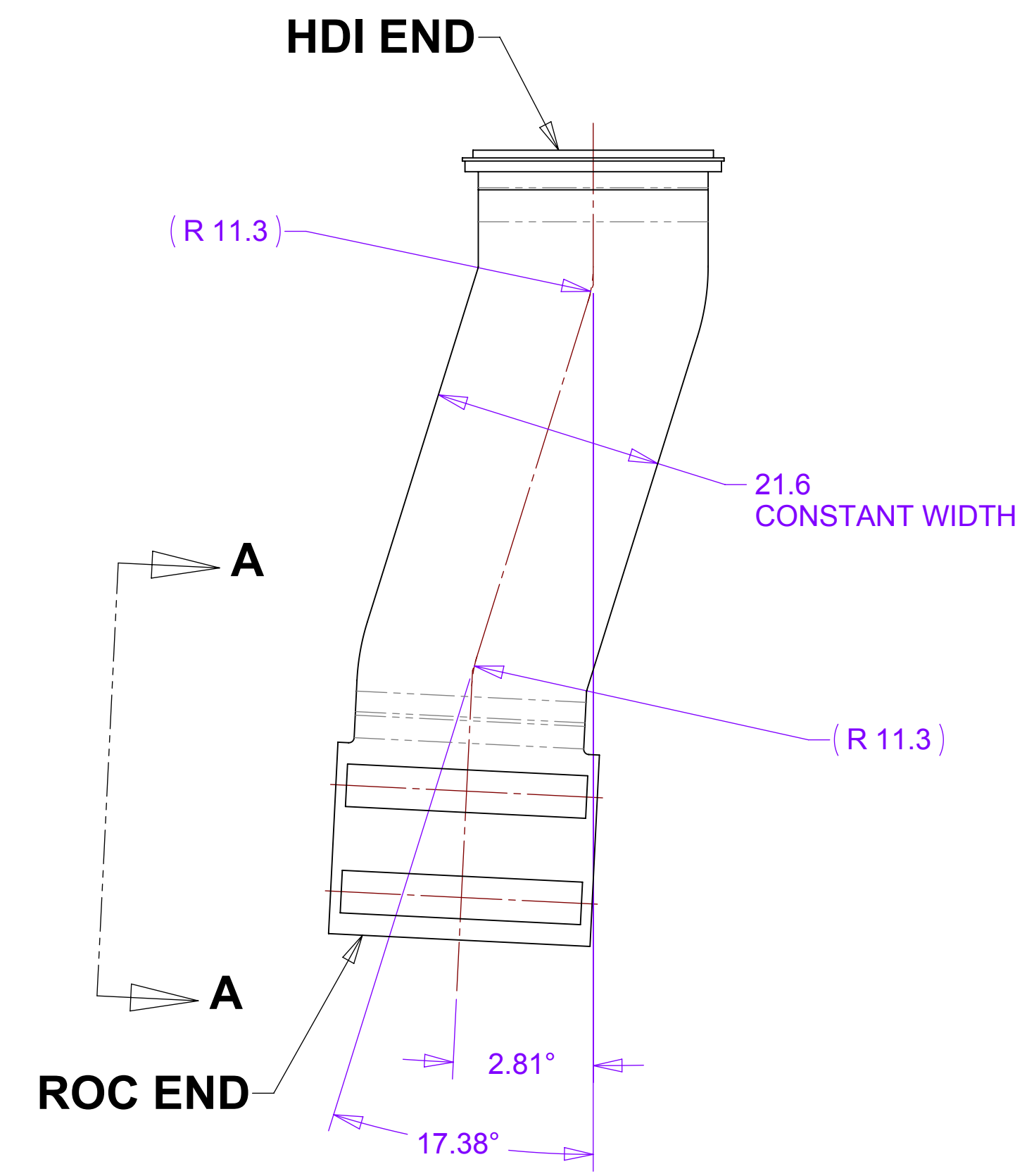
D

C

C

B

B

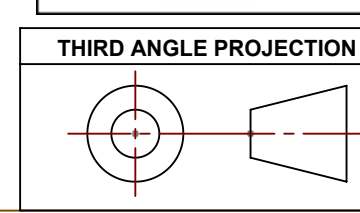



SEE SHEET 2 FOR FLAT PATTERN VIEW

ITEM	QTY	PART NO.	DESCRIPTION	MATERIAL
1	1			Multi Layer Kapton (Currently Unspecified)/Cu Laminate
2	4	DF18C-100DS-0.4V	Hirose Connector Receptacle	
3	2		Connector Backing	

NOTES: UNLESS OTHERWISE SPECIFIED

1. ALL DIMENSIONS IN MILLIMETERS
2. DIMENSIONS AND TOLERANCING PER ASME Y14.5M-1994
3. PART NUMBER (DRAWING NO., DASH NO., REVISION NO., SERIAL NO.) TO BE CLEARLY MARKED ON THE PACKAGING BAG OR PART ITSELF.



UNLESS OTHERWISE SPECIFIED:
DIMENSIONS ARE IN MILLIMETERS
-TOLERANCES-

DECIMALS	ANGULAR
X = +/- .5	.X = +/- .30°
.X = +/- .1	.XX = +/- .15°
.XX = +/- .01	
.XXX = +/- .001	SURFACE FINISH = 250

FINISH

PART NO.
111-PHX-02-3303-1

CAD GENERATED DRAWING.
DO NOT MANUALLY UPDATE
DO NOT SCALE DRAWING

	SIGNATURE	DATE
Designer	Roger L. Smith	2/24/2010
Drawn	Roger L. Smith	2/24/2010
Checked	RJ Ponchione	4/12/2010
Engineer	RJ Ponchione	2/24/2010
Approved	Walt Sindheim	4/12/2010

HYTEC, INC

TITLE
**PHENIX CENTRAL UPGRADE
FVTX STATION 2
EXTENSION CABLE 1B**

DWG. NO. **111-PHX-02-3303** SIZE **D** SHEET NO. **1 of 2**

SCALE 2:1 REVISION

THIS DOCUMENT CONTAINS INFORMATION THAT IS THE PROPRIETARY PROPERTY OF HYTEC, INC. REPRODUCTION, DISCLOSURE, OR RELEASE TO OTHERS, MANUALLY OR ELECTRONICALLY, IS STRICTLY PROHIBITED WITHOUT THE PRIOR WRITTEN CONSENT OF HYTEC, INC.

8 7 6 5 4 3 2 1

A

A

8 7 6 5 4 3 2 1

D

D

C

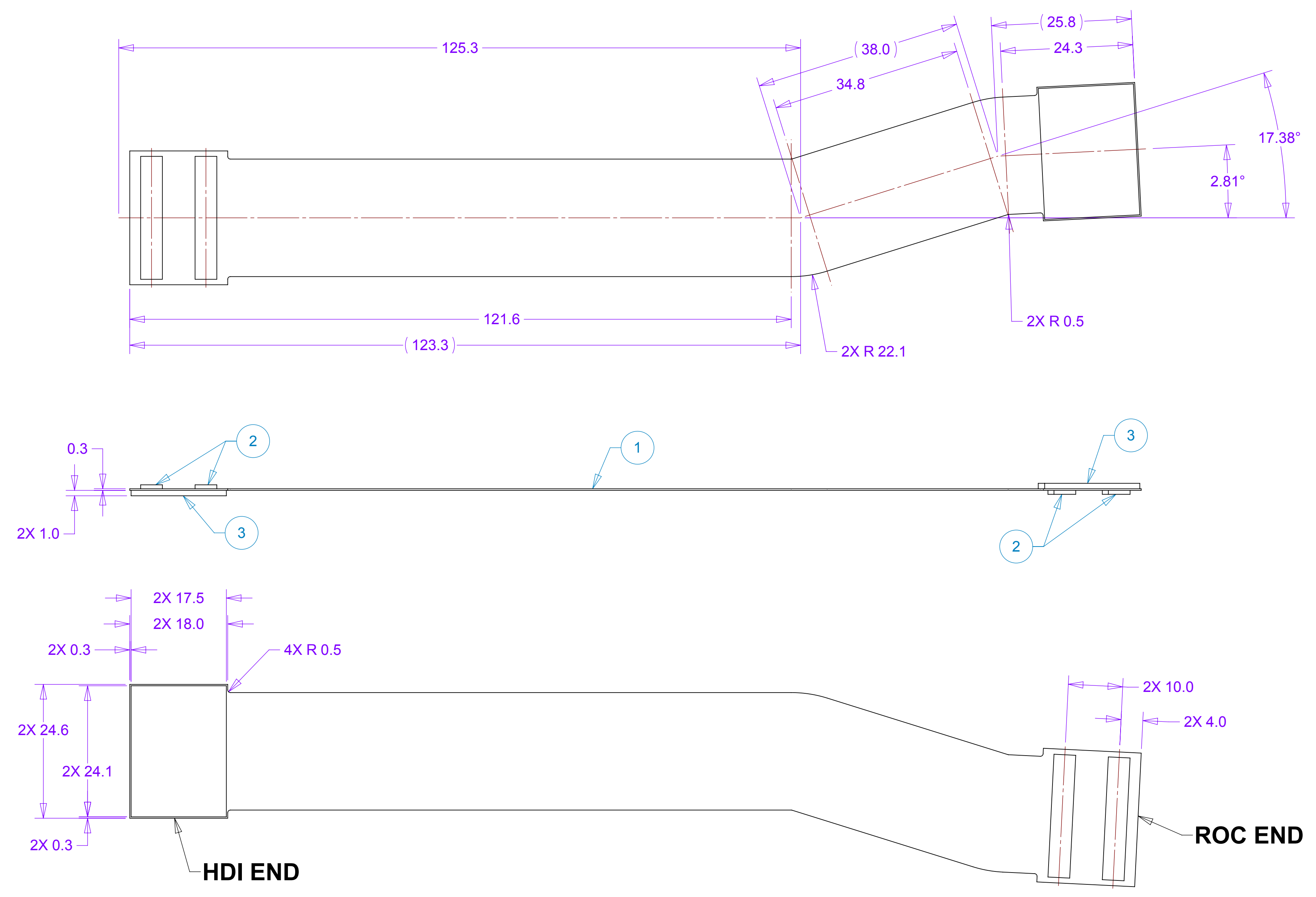
C

B

B

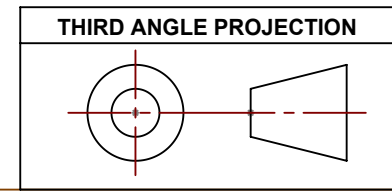
A

A



FLAT PATTERN VIEW

THIS DOCUMENT CONTAINS INFORMATION THAT IS THE PROPRIETARY PROPERTY OF HYTEC, INC. REPRODUCTION, DISCLOSURE, OR RELEASE TO OTHERS, MANUALLY OR ELECTRONICALLY, IS STRICTLY PROHIBITED WITHOUT THE PRIOR WRITTEN CONSENT OF HYTEC, INC.



UNLESS OTHERWISE SPECIFIED:
DIMENSIONS ARE IN MILLIMETERS
-TOLERANCES-

DECIMALS	ANGULAR
X = +/- .5	.X = +/- .30°
.X = +/- .1	.XX = +/- .15°
.XX = +/- .01	
.XXX = +/- .001	SURFACE FINISH = 250

FINISH

PART NO.
111-PHX-02-3303-1

CAD GENERATED DRAWING.
DO NOT MANUALLY UPDATE
DO NOT SCALE DRAWING

	SIGNATURE	DATE
Designer	Roger L. Smith	2/24/2010
Drawn	Roger L. Smith	2/24/2010
Checked	RJ Ponchione	4/12/2010
Engineer	RJ Ponchione	2/24/2010
Approved	Walt Sindheim	4/12/2010

HYTEC, INC

TITLE
**PHENIX CENTRAL UPGRADE
FVTX STATION 2
EXTENSION CABLE 1B**

DWG. NO.	SIZE	SHEET NO.
111-PHX-02-3303	D	2 of 2
SCALE: 2:1	REVISION	

8 7 6 5 4 3 2 1