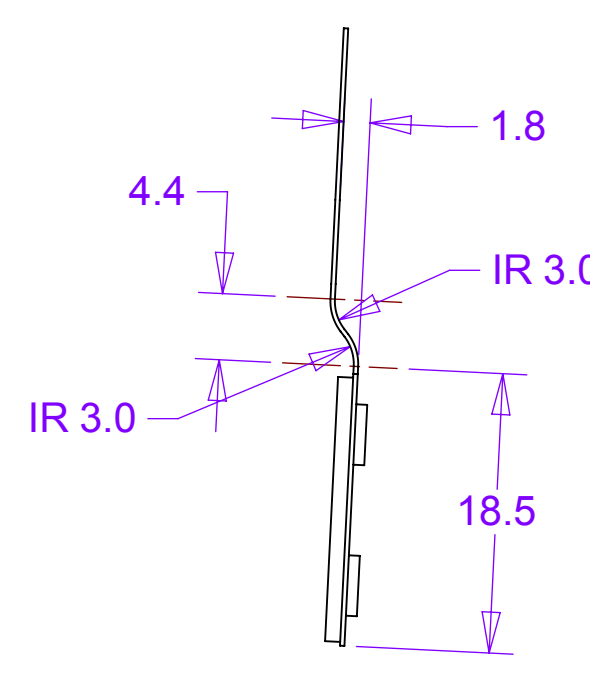
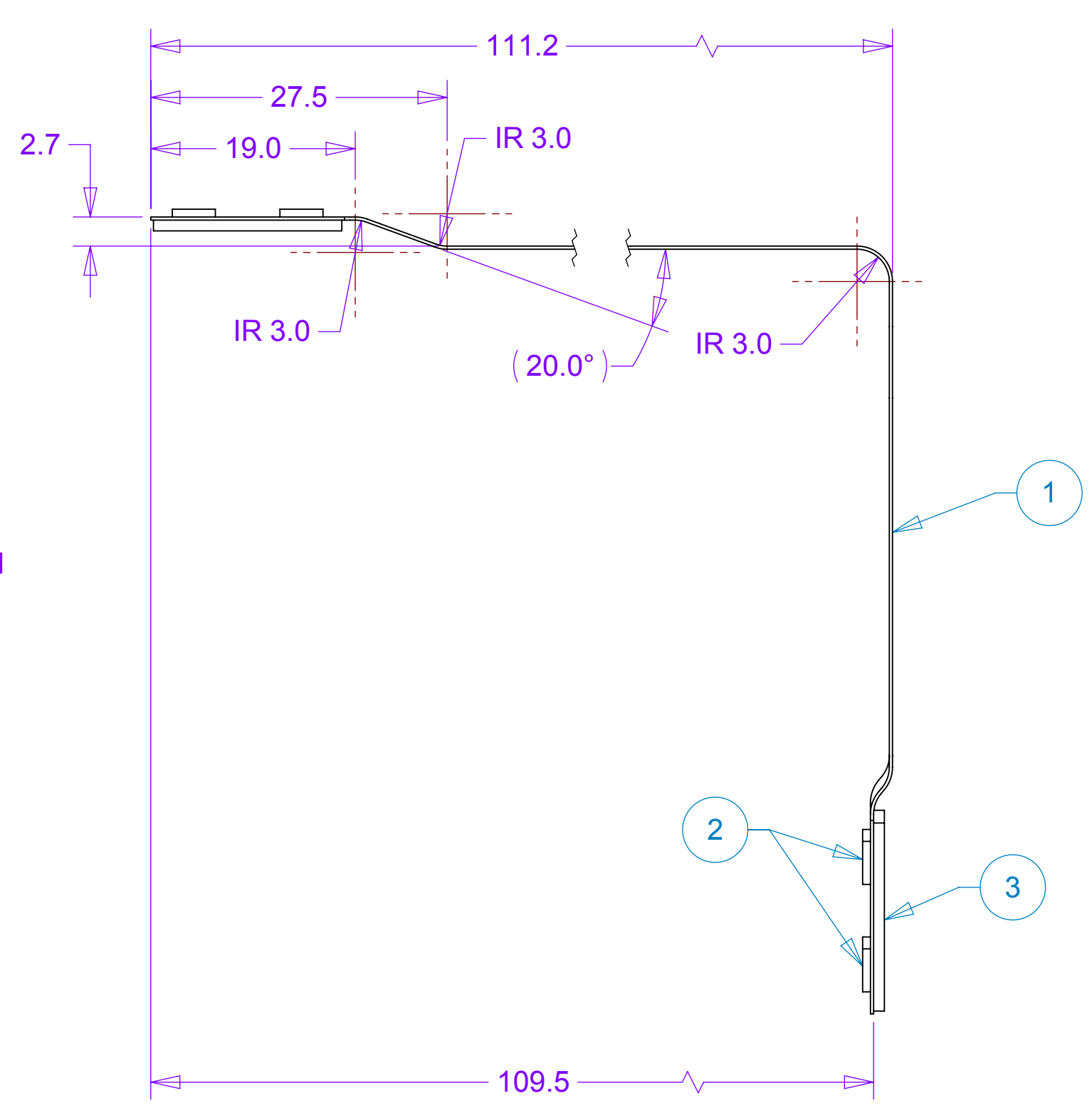
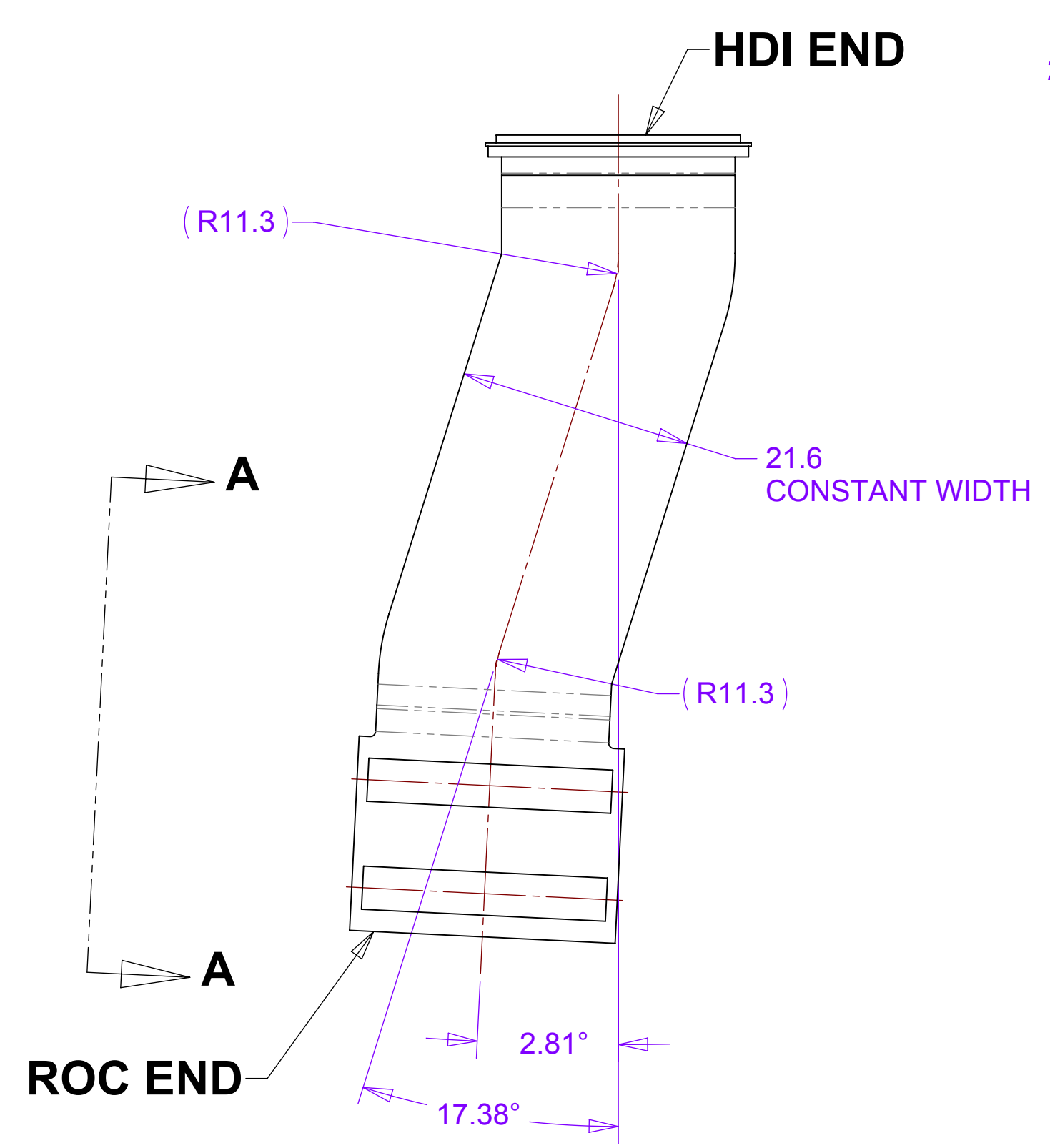
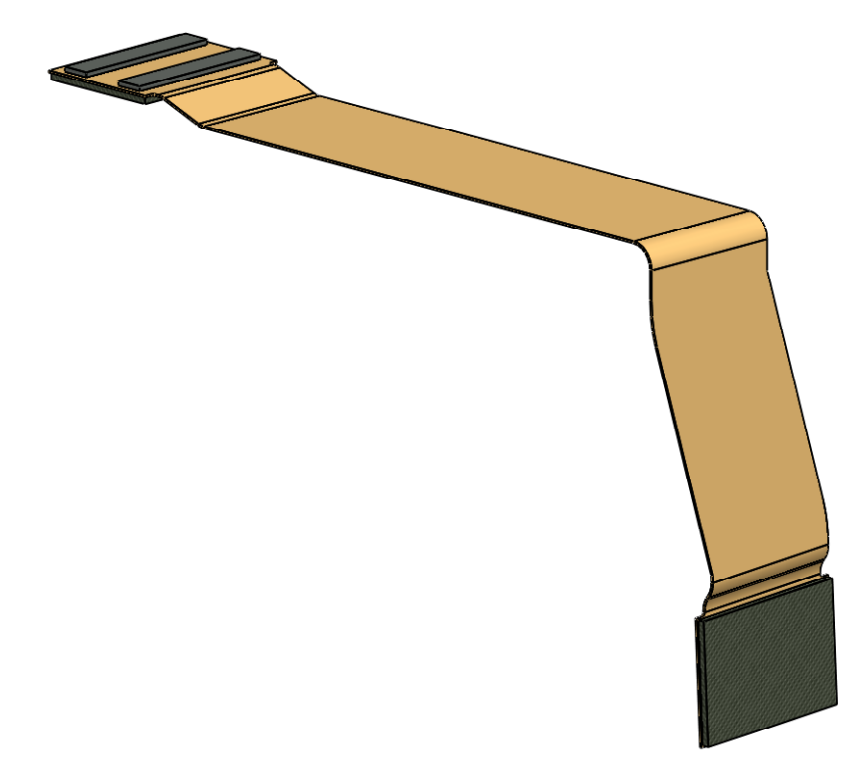
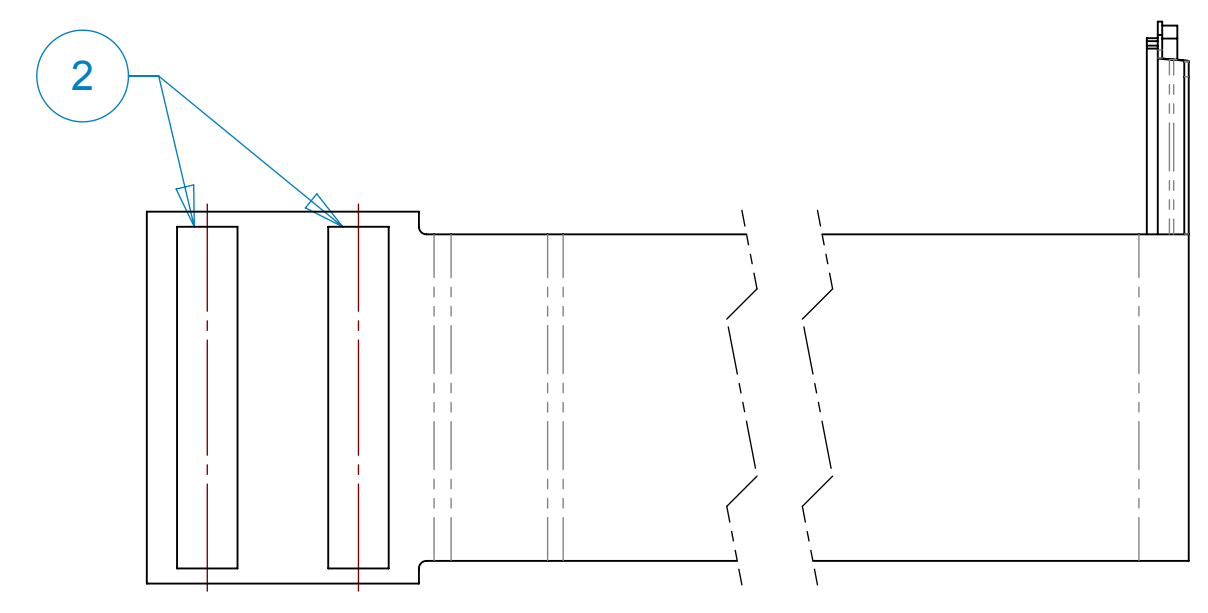


8 7 6 5 4 3 2 1

REV	REVISIONS		DATE	APPROVED
	DESCRIPTION			



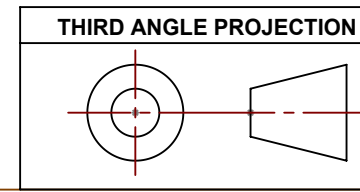
SECTION A-A



SEE SHEET 2 FOR FLAT PATTERN VIEW

NOTES: UNLESS OTHERWISE SPECIFIED

1. ALL DIMENSIONS IN MILLIMETERS
2. DIMENSIONS AND TOLERANCING PER ASME Y14.5M-1994
3. PART NUMBER (DRAWING NO., DASH NO., REVISION NO., SERIAL NO.) TO BE CLEARLY MARKED ON THE PACKAGING BAG OR PART ITSELF.



ITEM	QTY	PART NO.	DESCRIPTION	MATERIAL
1	1			Multi Layer Kapton (Currently Unspecified)/Cu Laminate
2	4	DF18C-100DS-0.4V	Hirose Connector Receptacle	
3	2		Connector Backing	

PARTS LIST			HYTEC, INC	
UNLESS OTHERWISE SPECIFIED: DIMENSIONS ARE IN MILLIMETERS -TOLERANCES-			CAD GENERATED DRAWING. DO NOT MANUALLY UPDATE DO NOT SCALE DRAWING	
DECIMALS	ANGULAR	TITLE		
X = +/- .5	.X = +/- .30°	PHENIX CENTRAL UPGRADE		
.X = +/- .1	.XX = +/- .15°	FVTX STATION 2		
.XX = +/- .01	SURFACE FINISH = 250	EXTENSION CABLE 1A		
.XXX = +/- .001		DWG. NO. 111-PHX-02-3301 D		
FINISH		SIZE SHEET NO. 1 of 2		
		SCALE 2:1 REVISION		

SIGNATURE		DATE
Designer	Roger L. Smith	2/24/2010
Drawn	Roger L. Smith	2/24/2010
Checked	RJ Ponchione	4/12/2010
Engineer	RJ Ponchione	2/24/2010
Approved	Walt Sindheim	4/12/2010

PART NO.
111-PHX-02-3301-1

THIS DOCUMENT CONTAINS INFORMATION THAT IS THE PROPRIETARY PROPERTY OF HYTEC, INC. REPRODUCTION, DISCLOSURE, OR RELEASE TO OTHERS, MANUALLY OR ELECTRONICALLY, IS STRICTLY PROHIBITED WITHOUT THE PRIOR WRITTEN CONSENT OF HYTEC, INC.

8 7 6 5 4 3 2 1

8 7 6 5 4 3 2 1

D

D

C

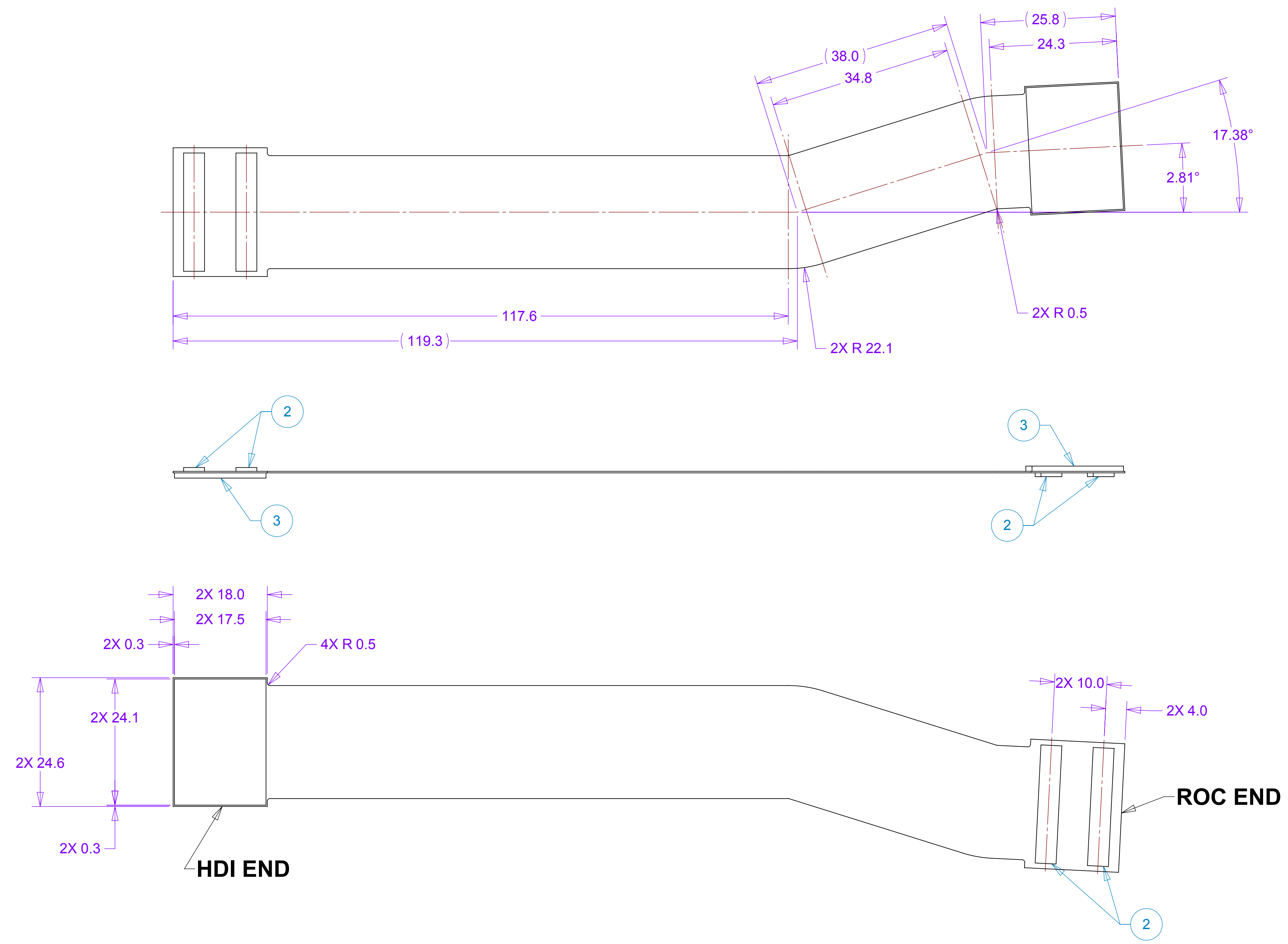
C

B

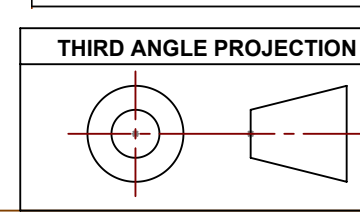
B

A

A



THIS DOCUMENT CONTAINS INFORMATION THAT IS THE PROPRIETARY PROPERTY OF HYTEC, INC. REPRODUCTION, DISCLOSURE, OR RELEASE TO OTHERS, MANUALLY OR ELECTRONICALLY, IS STRICTLY PROHIBITED WITHOUT THE PRIOR WRITTEN CONSENT OF HYTEC, INC.



UNLESS OTHERWISE SPECIFIED:
DIMENSIONS ARE IN MILLIMETERS
-TOLERANCES-

DECIMALS X = +/- .5 .X = +/- .1 .XX = +/- .01 .XXX = +/- .001	ANGULAR .X = +/- .30° .XX = +/- .15° SURFACE FINISH = 250
---	--

FINISH

PART NO.
111-PHX-02-3301-1

CAD GENERATED DRAWING.
DO NOT MANUALLY UPDATE
DO NOT SCALE DRAWING

	SIGNATURE	DATE
Designer	Roger L. Smith	2/24/2010
Drawn	Roger L. Smith	2/24/2010
Checked	RJ Ponchione	4/12/2010
Engineer	RJ Ponchione	2/24/2010
Approved	Walt Sindheim	4/12/2010

HYTEC, INC

TITLE
**PHENIX CENTRAL UPGRADE
FVTX STATION 2
EXTENSION CABLE 1A**

DWG. NO. **111-PHX-02-3301** SIZE **D** SHEET NO. **2 of 2**

SCALE **2:1** REVISION

8 7 6 5 4 3 2 1