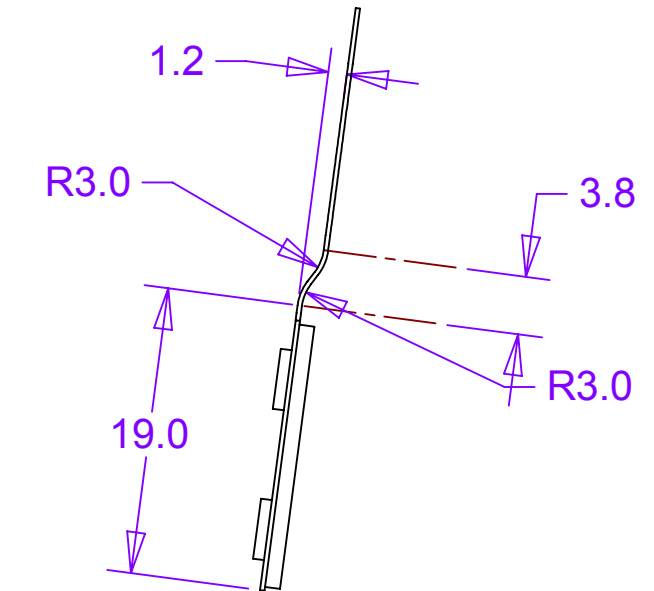
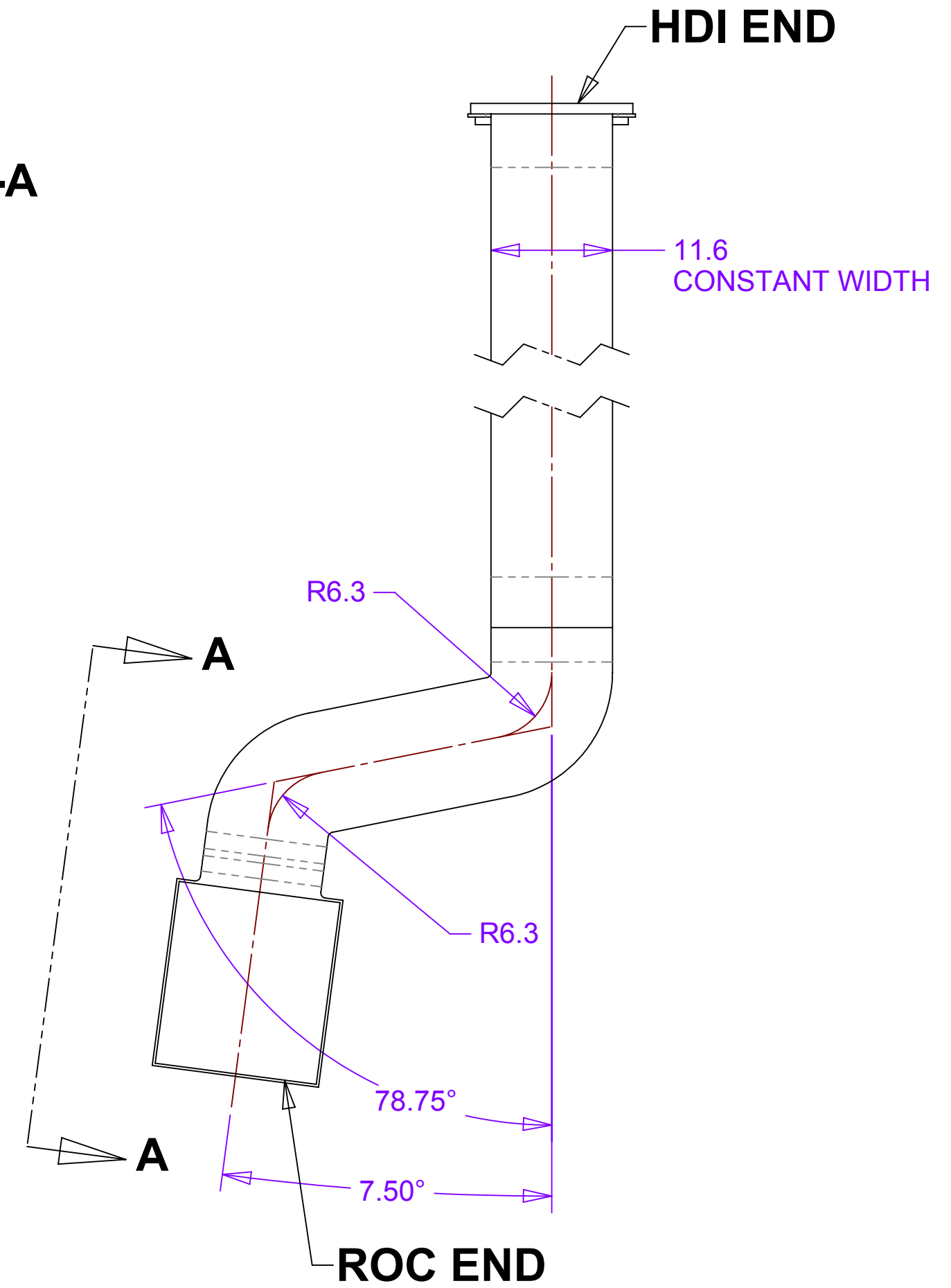


8 7 6 5 4 3 2 1

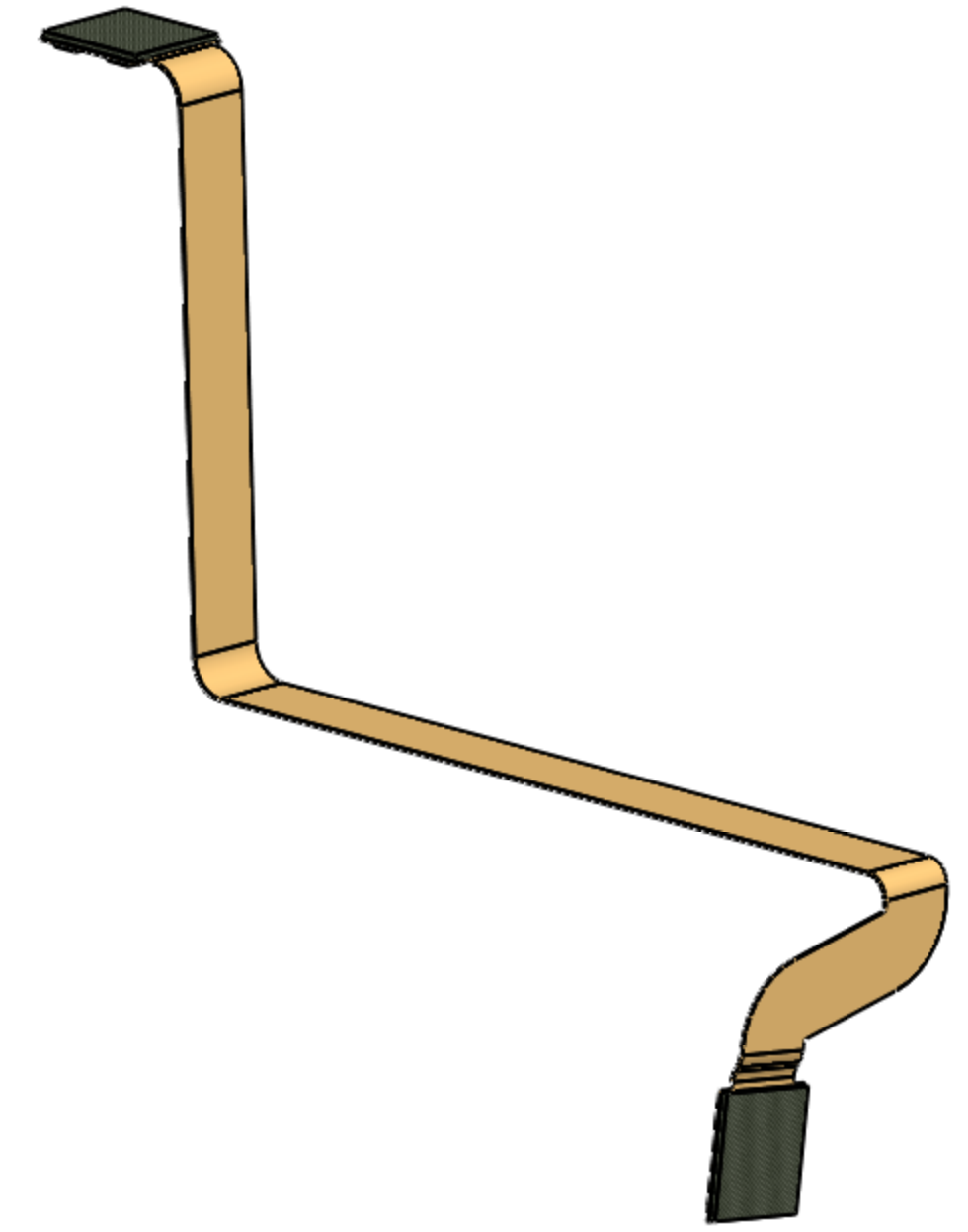
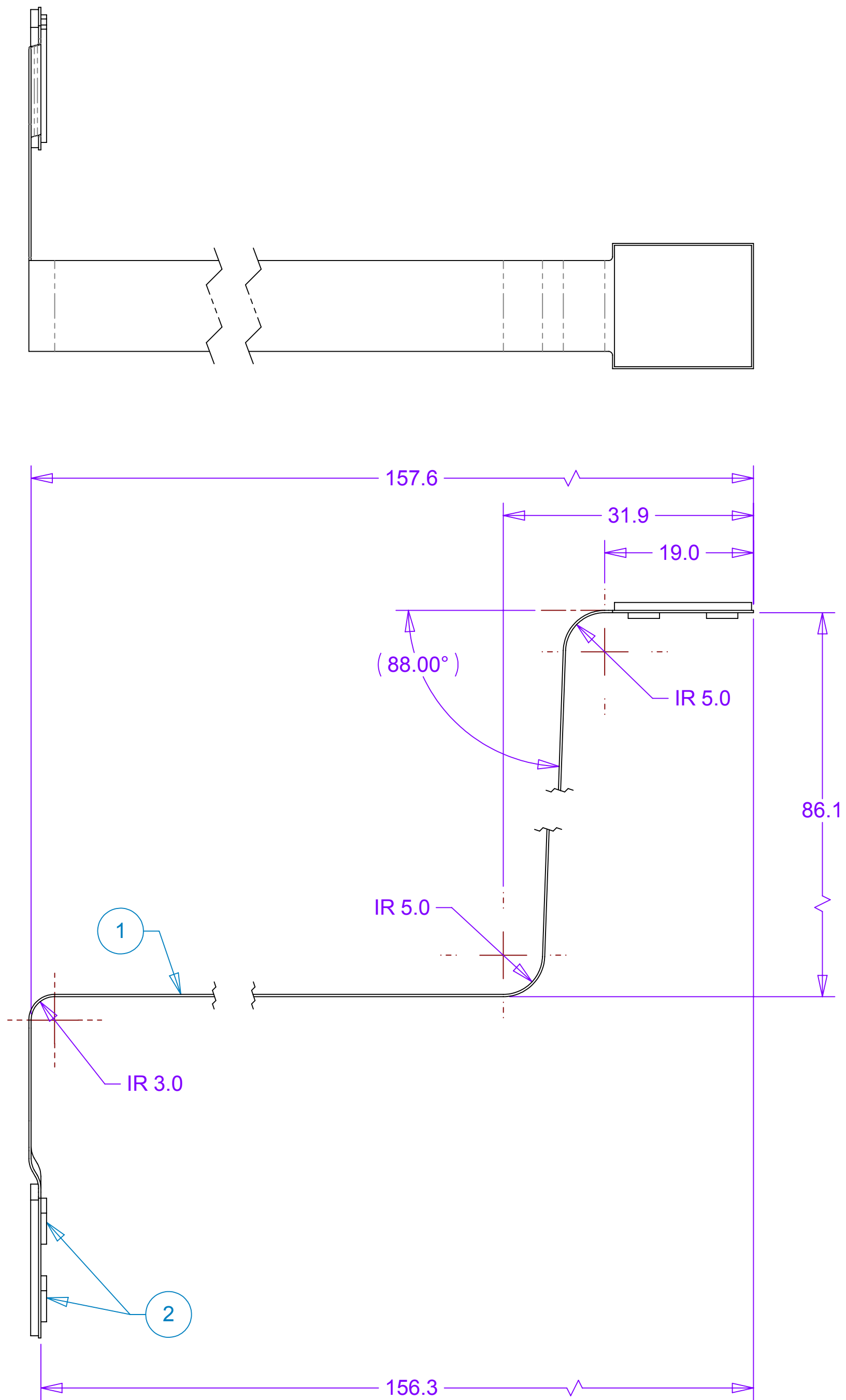
REVISIONS			
REV	DESCRIPTION	DATE	APPROVED
A	Length modified to compensate for HDI update	11/09/10	



SECTION A-A



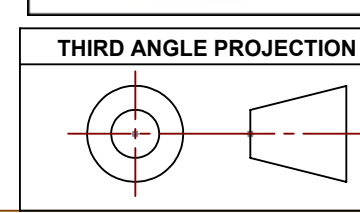
SEE SHEET 2 FOR FLAT PATTERN VIEW



NOTES: UNLESS OTHERWISE SPECIFIED

1. ALL DIMENSIONS IN MILLIMETERS
2. DIMENSIONS AND TOLERANCING PER ASME Y14.5M-1994
3. PART NUMBER (DRAWING NO., DASH NO., REVISION NO., SERIAL NO.) TO BE CLEARLY MARKED ON THE PACKAGING BAG OR PART ITSELF.

THIS DOCUMENT CONTAINS INFORMATION THAT IS THE PROPRIETARY PROPERTY OF HYTEC, INC. REPRODUCTION, DISCLOSURE, OR RELEASE TO OTHERS, MANUALLY OR ELECTRONICALLY, IS STRICTLY PROHIBITED WITHOUT THE PRIOR WRITTEN CONSENT OF HYTEC, INC.



ITEM	QTY	PART NO.	DESCRIPTION	MATERIAL
1	1			Multi Layer Kapton (Currently Unspecified)/Cu Laminate
2	4	DF18C-60DS-0.4V	Hirose Connector Receptacle	
3	2		Connector Backing	

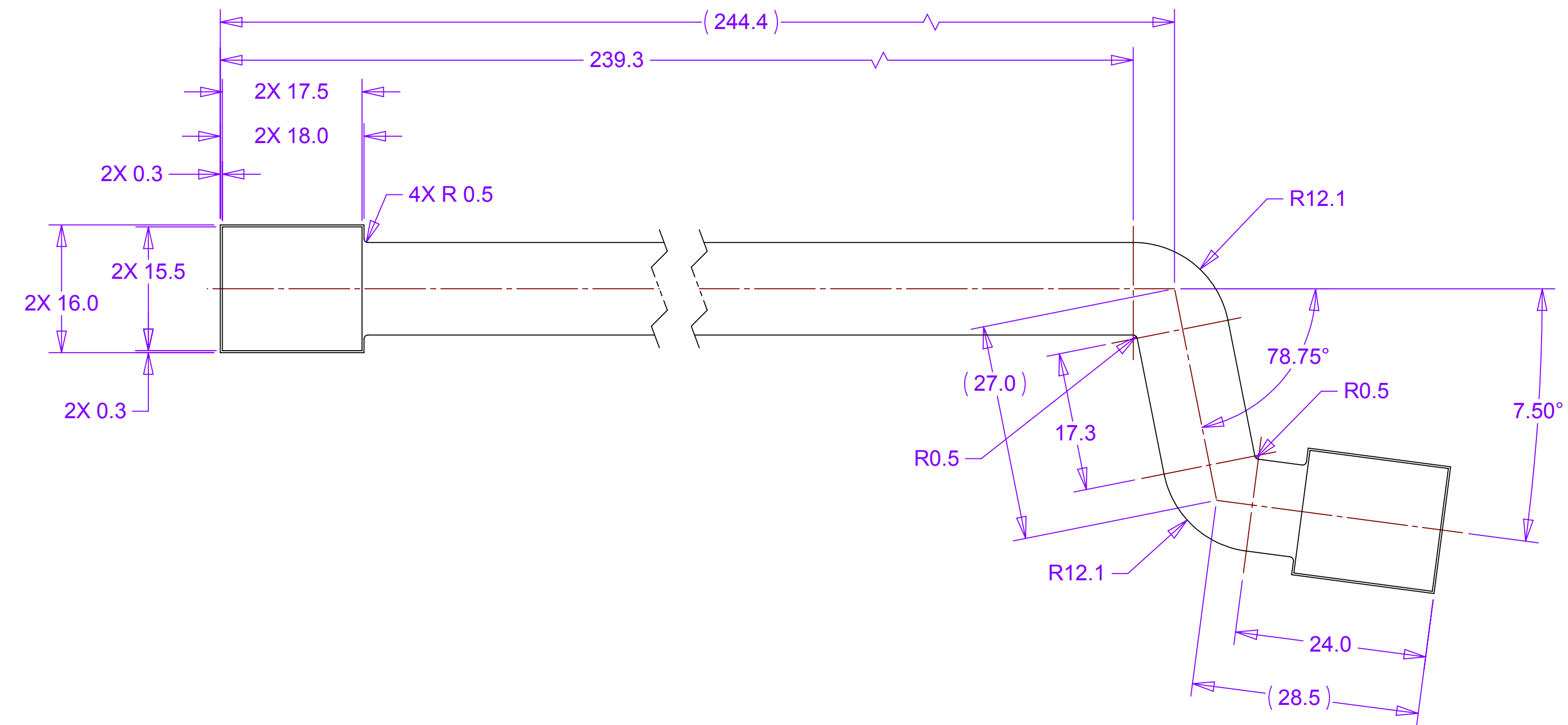
PARTS LIST			HYTEC, INC	
UNLESS OTHERWISE SPECIFIED: DIMENSIONS ARE IN MILLIMETERS -TOLERANCES-			CAD GENERATED DRAWING. DO NOT MANUALLY UPDATE DO NOT SCALE DRAWING	
DECIMALS	ANGULAR	TITLE		
X = +/- .5	.X = +/- 30°	PHENIX CENTRAL UPGRADE		
.X = +/- .1	.XX = +/- 15°	FVTX STATION 1		
.XX = +/- .01	SURFACE FINISH = 250	EXTENSION CABLE 2B		
FINISH		SIGNATURE	DATE	DWG. NO.
		Designer	Roger L. Smith	2/25/2010
		Checked	RJ Ponchione	4/12/2010
		Engineer	RJ Ponchione	2/25/2010
		Approved	Walt Sindheim	4/12/2010
PART NO.	111-PHX-02-3204-1	SCALE	2:1	SHEET NO.
				1 of 2
				REVISION

8 7 6 5 4 3 2 1

8 7 6 5 4 3 2 1

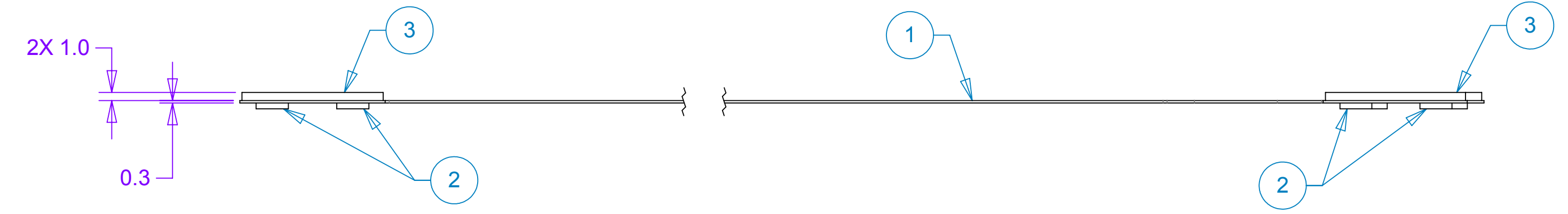
D

D



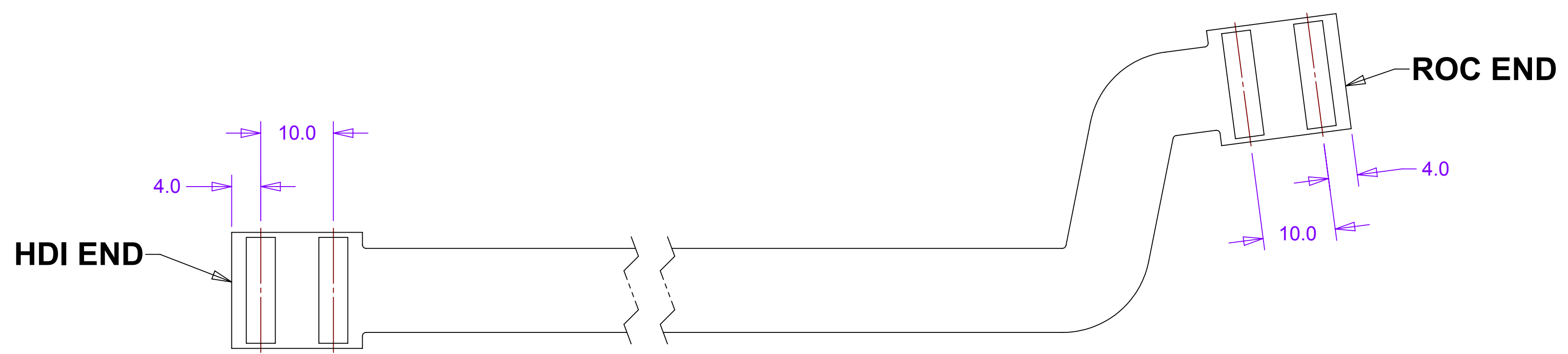
C

C



B

B



FLAT PATTERN VIEW

A

A



UNLESS OTHERWISE SPECIFIED:
DIMENSIONS ARE IN MILLIMETERS
-TOLERANCES-

DECIMALS	ANGULAR
X = +/- .5	.X = +/- .30°
.X = +/- .1	.XX = +/- .15°
.XX = +/- .01	
.XXX = +/- .001	SURFACE FINISH = 250

FINISH

PART NO.
111-PHX-02-3204-1

CAD GENERATED DRAWING.
DO NOT MANUALLY UPDATE
DO NOT SCALE DRAWING

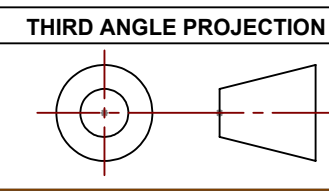
	SIGNATURE	DATE
Designer	Roger L. Smith	2/25/2010
Drawn	Roger L. Smith	2/25/2010
Checked	RJ Ponchione	4/12/2010
Engineer	RJ Ponchione	2/25/2010
Approved	Walt Sindheim	4/12/2010

HYTEC, INC

TITLE
**PHENIX CENTRAL UPGRADE
FVTX STATION 1
EXTENSION CABLE 2B**

DWG. NO.	SIZE	SHEET NO.
111-PHX-02-3204	D	2 of 2
SCALE 2:1		REVISION

THIS DOCUMENT CONTAINS INFORMATION THAT IS THE PROPRIETARY PROPERTY OF HYTEC, INC. REPRODUCTION, DISCLOSURE, OR RELEASE TO OTHERS, MANUALLY OR ELECTRONICALLY, IS STRICTLY PROHIBITED WITHOUT THE PRIOR WRITTEN CONSENT OF HYTEC, INC.



8 7 6 5 4 3 2 1