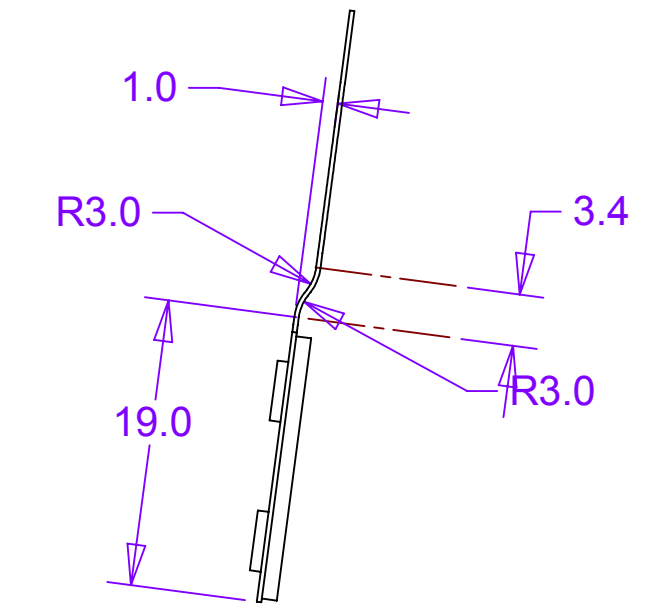
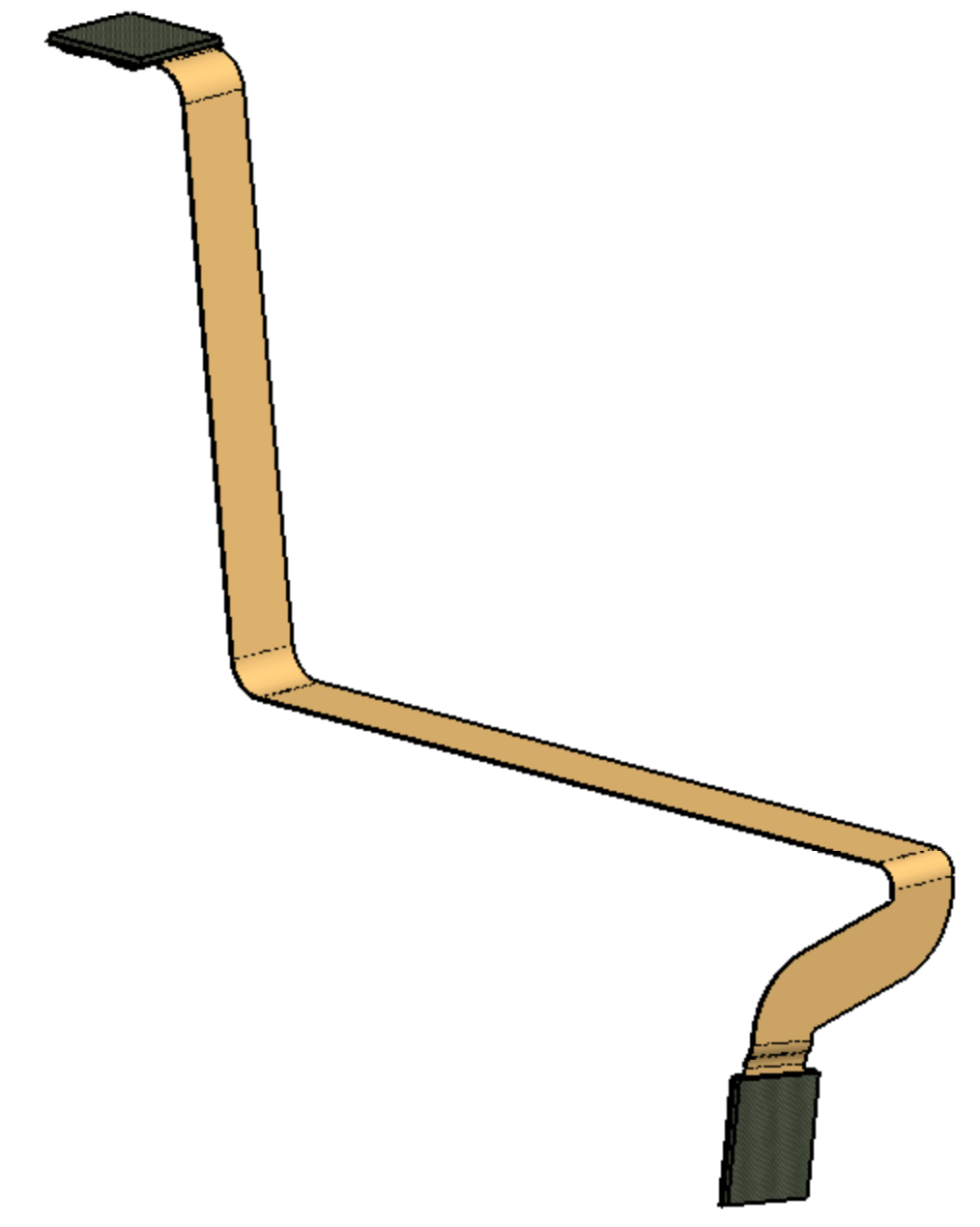
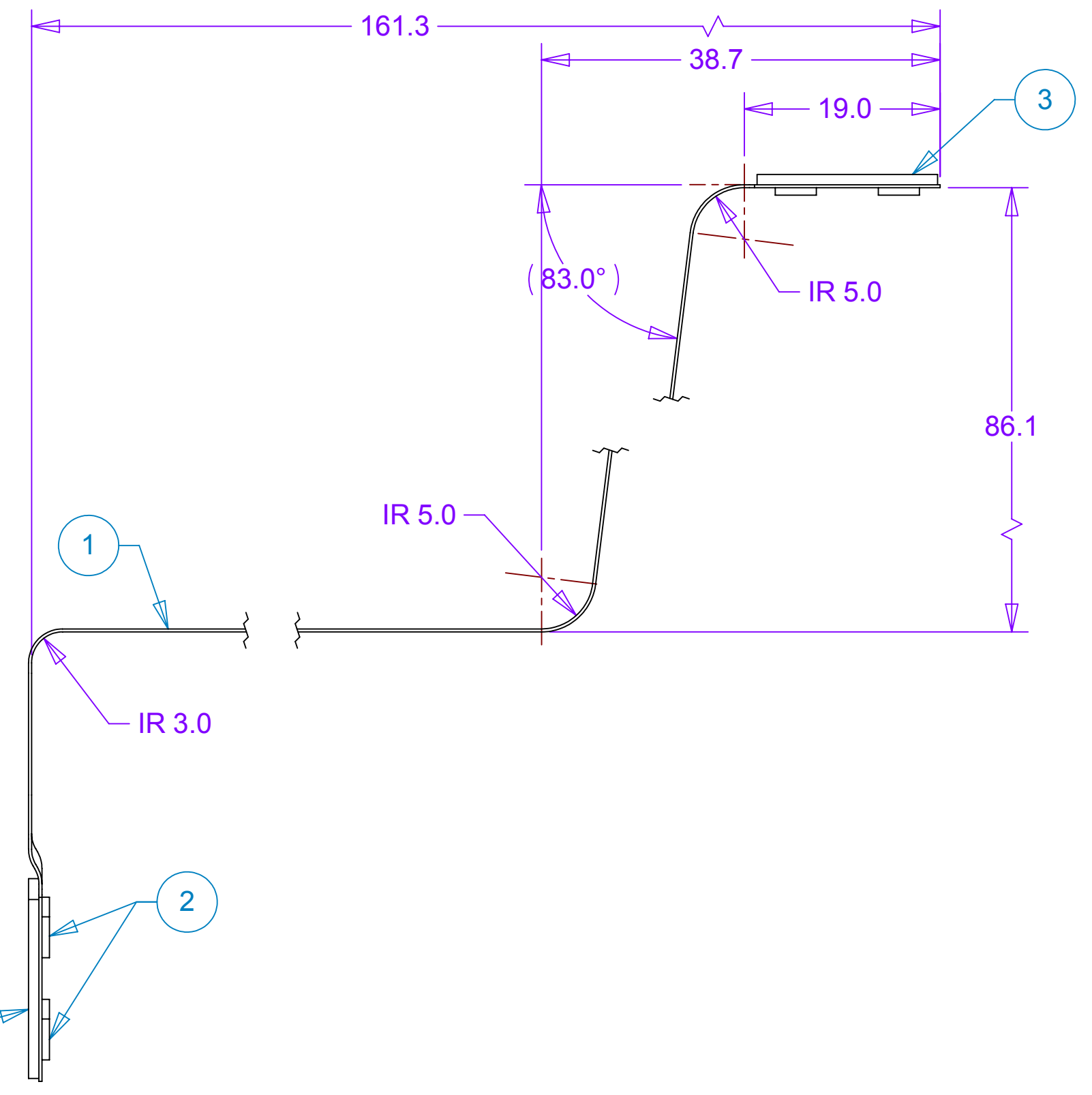
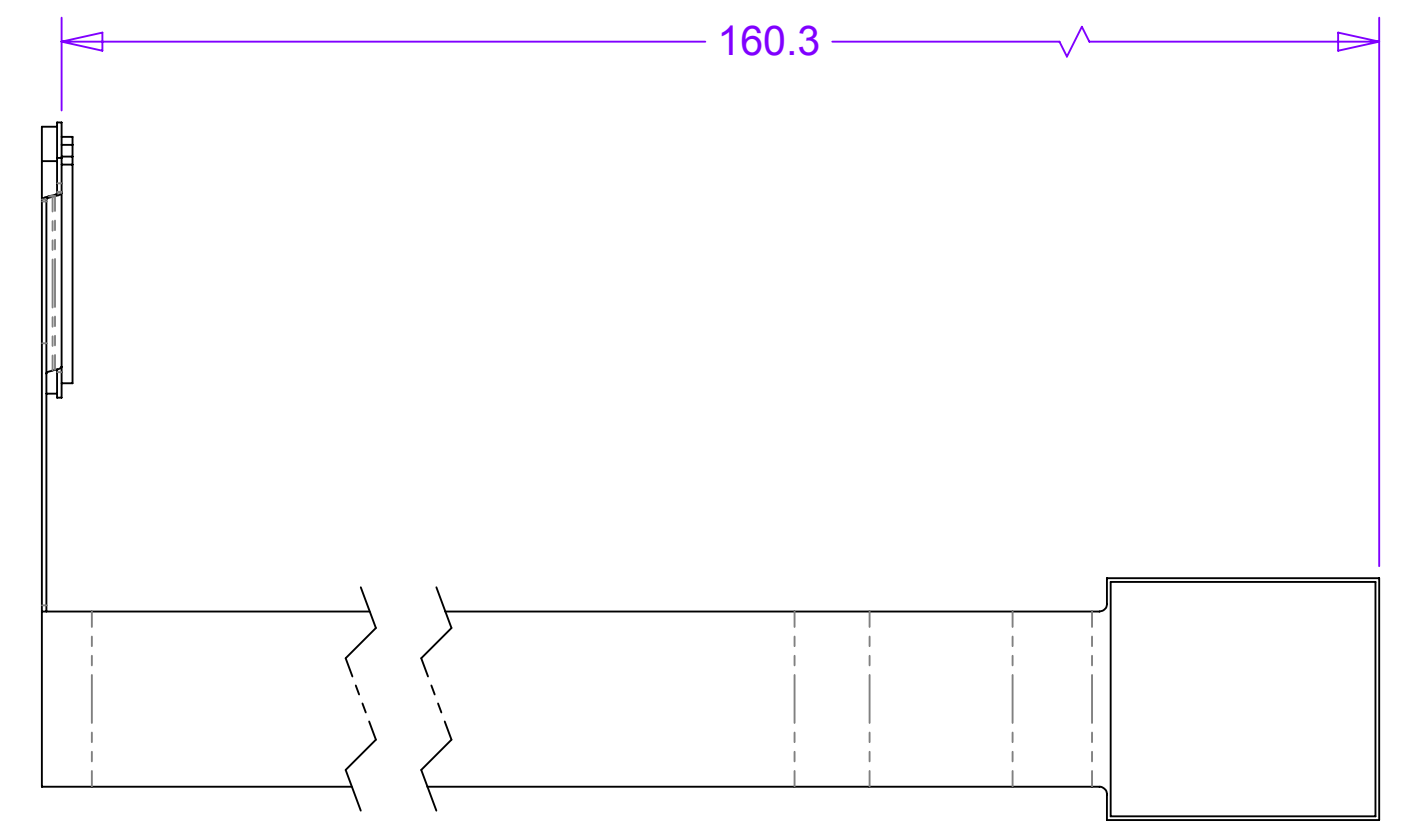
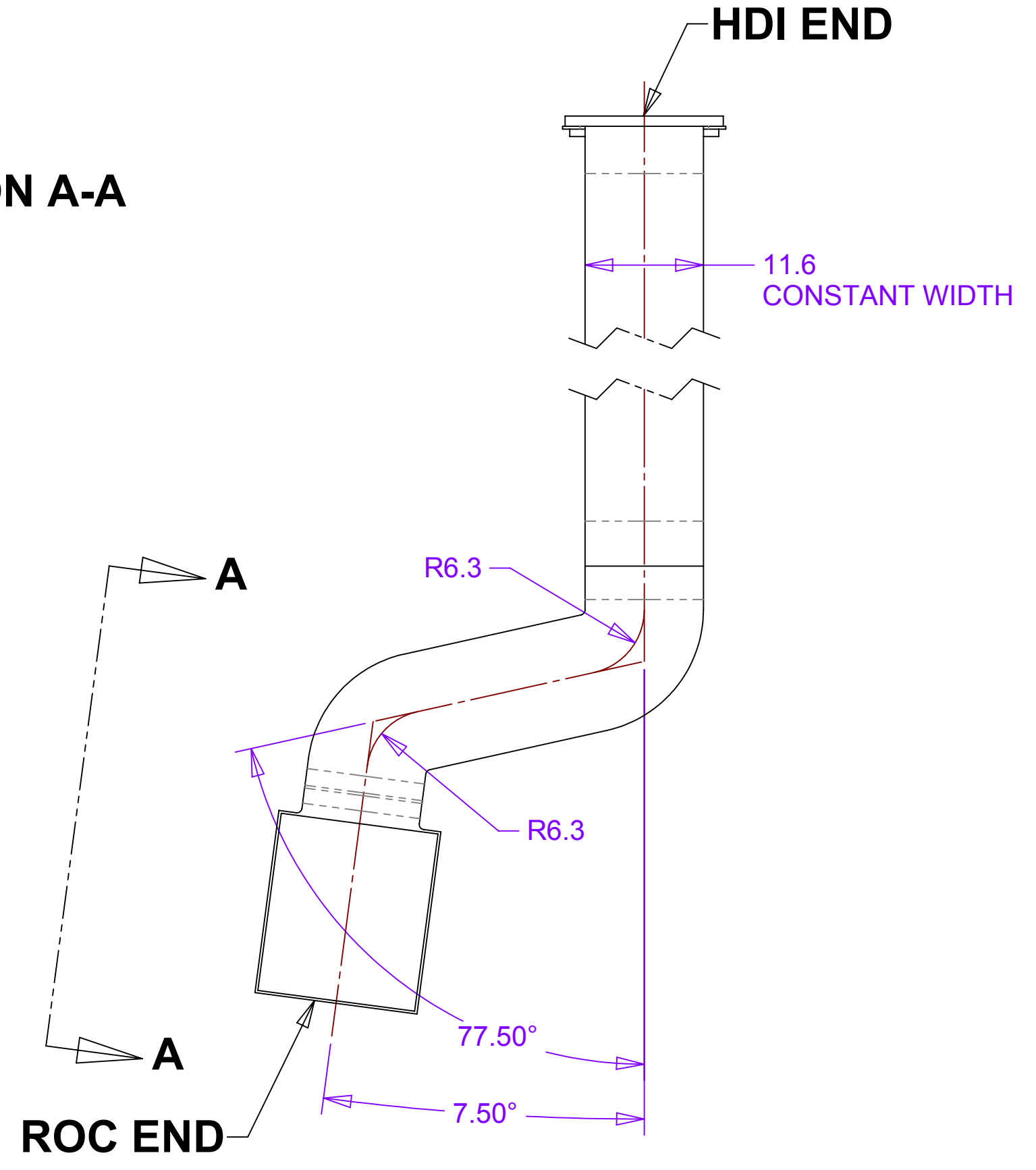


8 7 6 5 4 3 2 1

REVISIONS			
REV	DESCRIPTION	DATE	APPROVED
A	Length modified to compensate for HDI update	11/09/10	



SECTION A-A

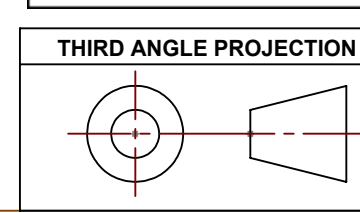


SEE SHEET 2 FOR FLAT PATTERN VIEW

NOTES: UNLESS OTHERWISE SPECIFIED

1. ALL DIMENSIONS IN MILLIMETERS
2. DIMENSIONS AND TOLERANCING PER ASME Y14.5M-1994
3. PART NUMBER (DRAWING NO., DASH NO., REVISION NO., SERIAL NO.) TO BE CLEARLY MARKED ON THE PACKAGING BAG OR PART ITSELF.

ITEM	QTY	PART NO.	DESCRIPTION	MATERIAL
1	1			Multi Layer Kapton (Currently Unspecified)/Cu Laminate
2	4	DF18C-60DS-0.4V	Hirose Connector Receptacle	
3	2		Connector Backing	



UNLESS OTHERWISE SPECIFIED:  
DIMENSIONS ARE IN MILLIMETERS  
-TOLERANCES-

DECIMALS	ANGULAR
X = +/- .5	.X = +/- .30°
.X = +/- .1	.XX = +/- .15°
.XX = +/- .01	
.XXX = +/- .001	SURFACE FINISH = 250

FINISH

PART NO.  
**111-PHX-02-3202-1**

CAD GENERATED DRAWING.  
DO NOT MANUALLY UPDATE  
DO NOT SCALE DRAWING

	SIGNATURE	DATE
Designer	Roger L. Smith	2/25/2010
Drawn	Roger L. Smith	2/25/2010
Checked	RJ Ponchione	4/12/2010
Engineer	RJ Ponchione	2/25/2010
Approved	Walt Sindheim	4/12/2010

**HYTEC, INC**

TITLE  
**PHENIX CENTRAL UPGRADE  
FVTX STATION 1  
EXTENSION CABLE 2A**

DWG. NO. **111-PHX-02-3202 D** SIZE **1 of 2**

SCALE 2:1 REVISION

THIS DOCUMENT CONTAINS INFORMATION THAT IS THE PROPRIETARY PROPERTY OF HYTEC, INC. REPRODUCTION, DISCLOSURE, OR RELEASE TO OTHERS, MANUALLY OR ELECTRONICALLY, IS STRICTLY PROHIBITED WITHOUT THE PRIOR WRITTEN CONSENT OF HYTEC, INC.

8 7 6 5 4 3 2 1

8 7 6 5 4 3 2 1

D

D

C


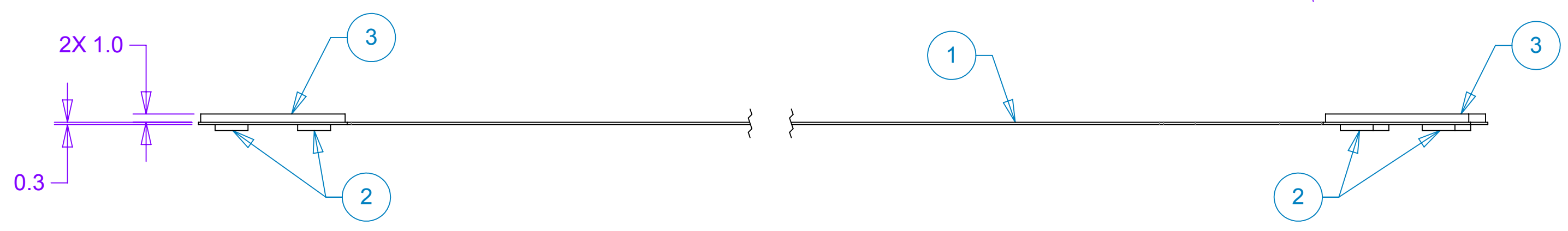
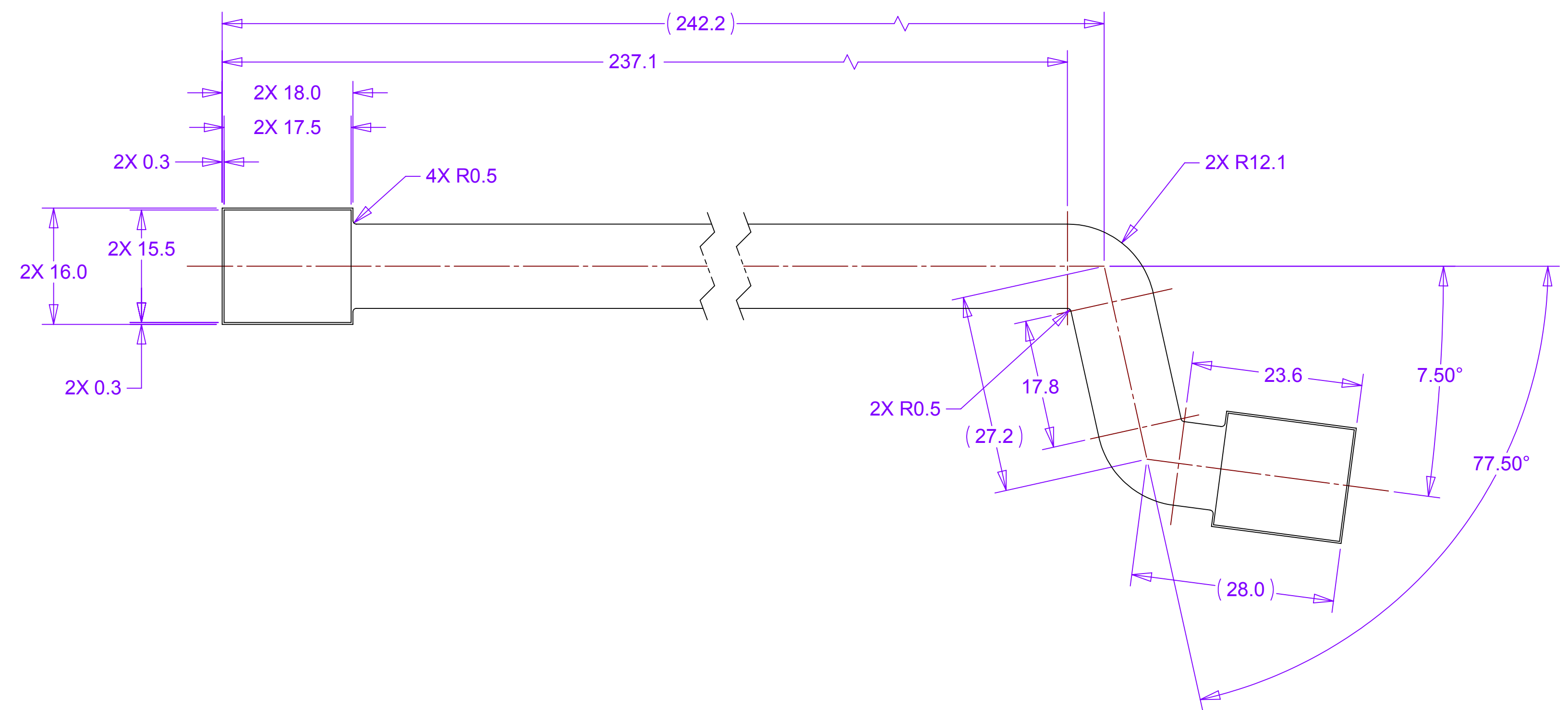
C

B

B

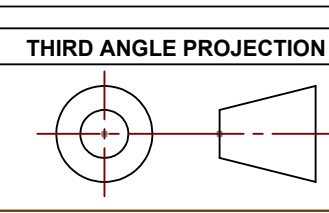
A

A



FLAT PATTERN VIEW

THIS DOCUMENT CONTAINS INFORMATION THAT IS THE PROPRIETARY PROPERTY OF HYTEC, INC. REPRODUCTION, DISCLOSURE, OR RELEASE TO OTHERS, MANUALLY OR ELECTRONICALLY, IS STRICTLY PROHIBITED WITHOUT THE PRIOR WRITTEN CONSENT OF HYTEC, INC.



UNLESS OTHERWISE SPECIFIED: DIMENSIONS ARE IN MILLIMETERS -TOLERANCES-		CAD GENERATED DRAWING. DO NOT MANUALLY UPDATE DO NOT SCALE DRAWING		<b>HYTEC, INC</b>	
DECIMALS X = +/- .5 .X = +/- .1 .XX = +/- .01 .XXX = +/- .001	ANGULAR .X = +/- 30° .XX = +/- 15° SURFACE FINISH = 250			TITLE <b>PHENIX CENTRAL UPGRADE FVTX STATION 1 EXTENSION CABLE 2A</b>	
FINISH		SIGNATURE	DATE	DWG. NO.	SIZE SHEET NO.
		Designer Roger L. Smith	2/25/2010	<b>111-PHX-02-3202</b>	<b>D 2 of 2</b>
		Drawn Roger L. Smith	2/25/2010		
		Checked RJ Ponchione	4/12/2010		
		Engineer RJ Ponchione	2/25/2010		
PART NO. <b>111-PHX-02-3202-1</b>		Approved Walt Sinheim	4/12/2010	SCALE 2:1	REVISION

8 7 6 5 4 3 2 1