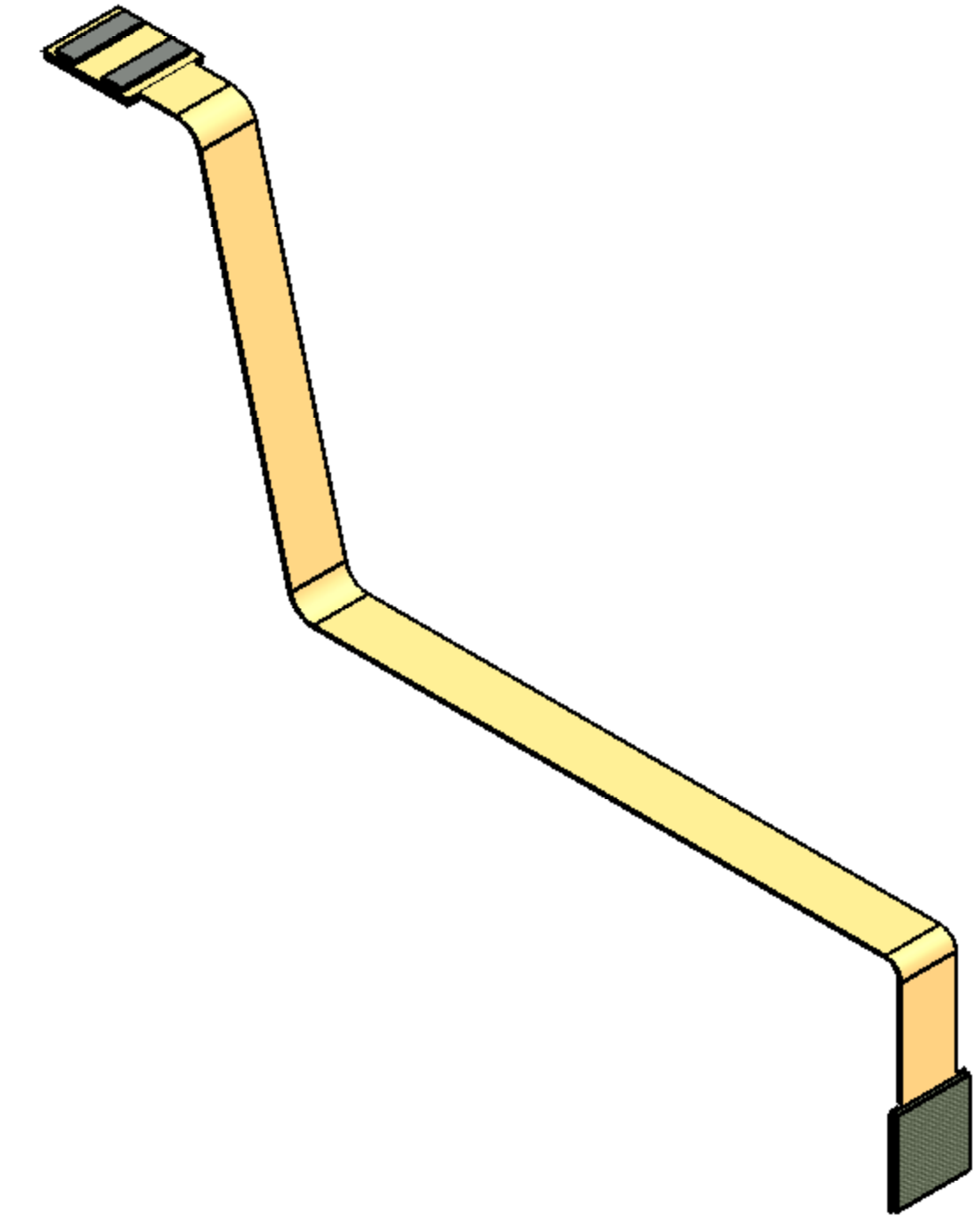
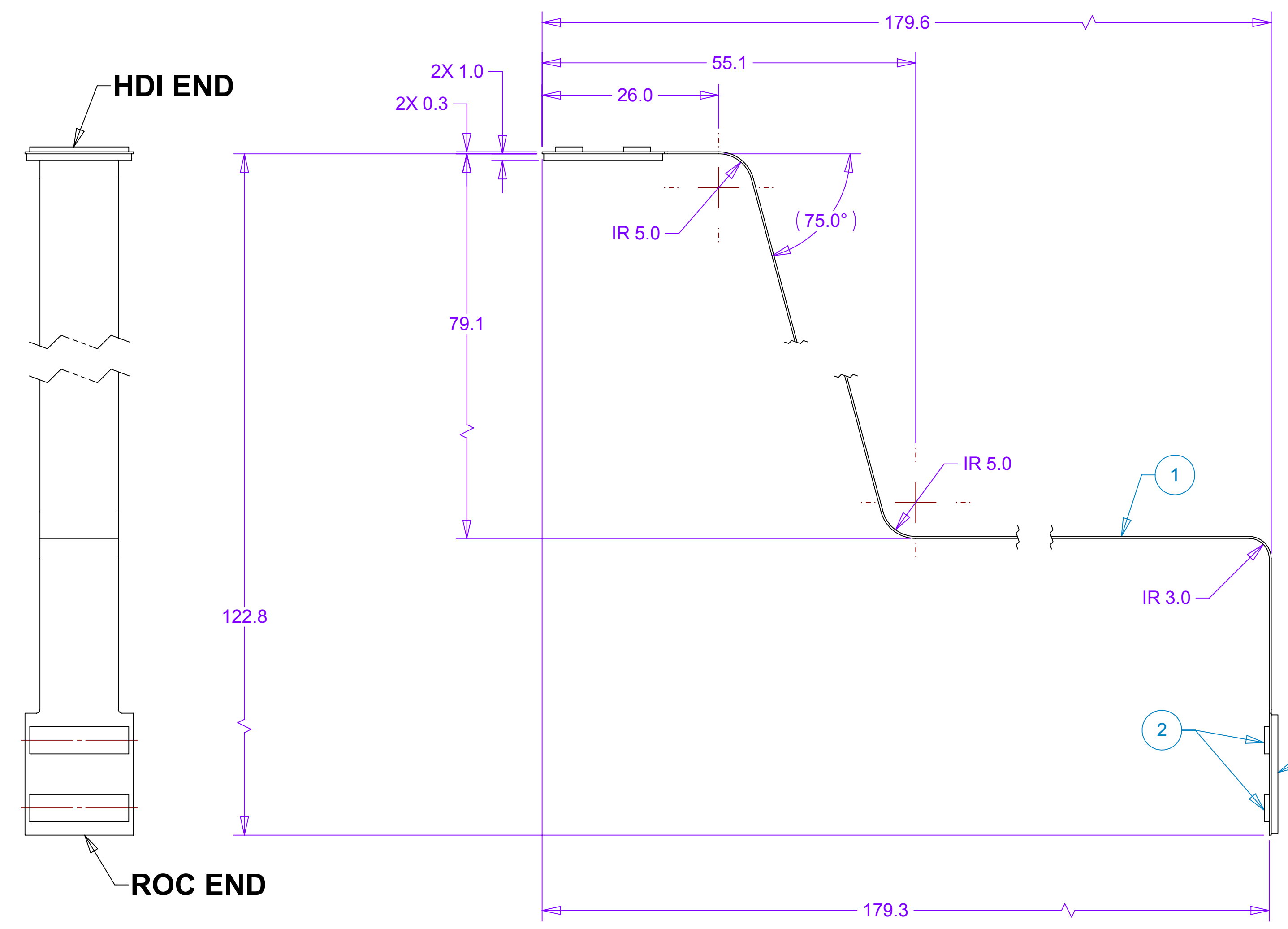
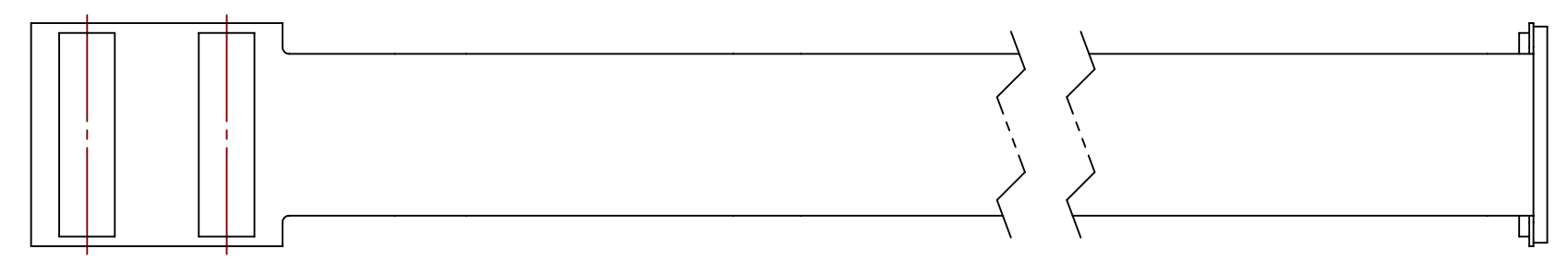


8 7 6 5 4 3 2 1

| REVISIONS | | | |
|-----------|--|----------|--|
| REV | DESCRIPTION | DATE | |
| A | Modify length to compensate for HDI update | 11/09/10 | |

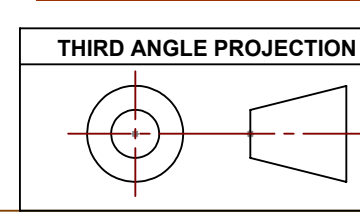


SEE SHEET 2
FOR FLAT PATTERN VIEW

| ITEM | QTY | PART NO. | DESCRIPTION | MATERIAL |
|------|-----|-----------------|-----------------------------|--|
| 1 | 1 | | | Multi Layer Kapton (Currently Unspecified)/Cu Laminate |
| 2 | 4 | DF18C-60DS-0.4V | Hirose Connector Receptacle | |
| 3 | 2 | | Connector Backing | |

NOTES: UNLESS OTHER WISE SPECIFIED

- ALL DIMENSIONS IN MILLIMETERS
- DIMENSIONS AND TOLERANCING PER ASME Y14.5M-1994
- PART NUMBER (DRAWING NO., DASH NO., REVISION NO., SERIAL NO.) TO BE CLEARLY MARKED ON THE PACKAGING BAG OR PART ITSELF.



| | | | | | |
|--|--|--|--|---|--|
| UNLESS OTHERWISE SPECIFIED: DIMENSIONS ARE IN MILLIMETERS -TOLERANCES- | | CAD GENERATED DRAWING. DO NOT MANUALLY UPDATE DO NOT SCALE DRAWING | | HYTEC, INC TITLE PHENIX CENTRAL UPGRADE FVTX STATION 1 EXTENSION CABLE 1A | |
| DECIMALS X = +/- .5 .X = +/- .1 .XX = +/- .01 .XXX = +/- .001 | ANGULAR .X = +/- 30' .XX = +/- 15' | SURFACE FINISH = 250 | | | |
| FINISH | | SIGNATURE | | DATE | |
| PART NO. 111-PHX-02-3201-1 | | Designer Roger L. Smith | | 10/20/2009 | |
| | | Drawn Roger L. Smith | | 10/20/2009 | |
| | | Checked RJ Ponchione | | 4/12/2010 | |
| | | Engineer RJ Ponchione | | 2/20/2010 | |
| | | Approved Walt Sindheim | | 4/12/2010 | |
| | | DWG. NO. 111-PHX-02-3201 D | | SIZE 1 of 2 | |
| | | SCALE 2:1 | | REVISION | |

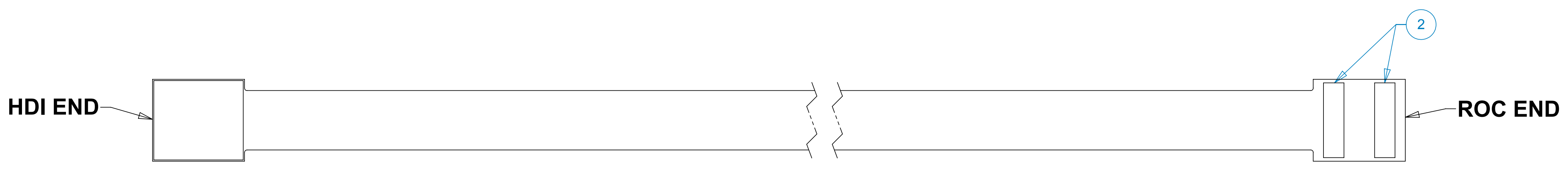
THIS DOCUMENT CONTAINS INFORMATION THAT IS THE PROPRIETARY PROPERTY OF HYTEC, INC. REPRODUCTION, DISCLOSURE, OR RELEASE TO OTHERS, MANUALLY OR ELECTRONICALLY, IS STRICTLY PROHIBITED WITHOUT THE PRIOR WRITTEN CONSENT OF HYTEC, INC.

8 7 6 5 4 3 2 1

8 7 6 5 4 3 2 1

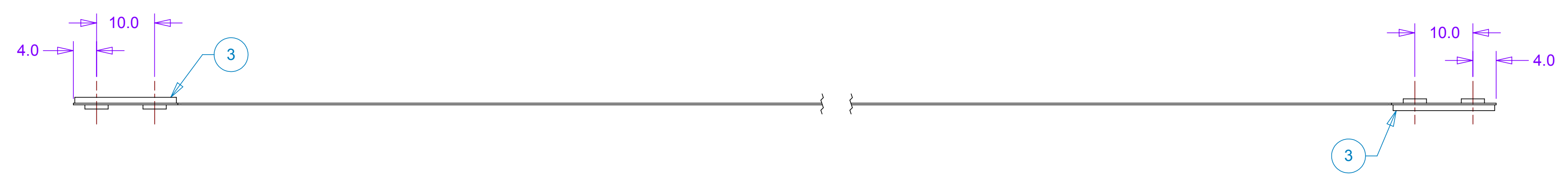
D

D



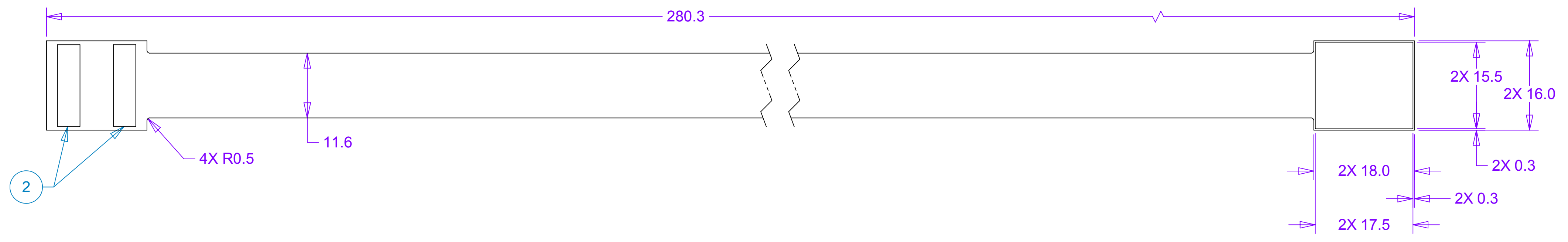
C

C



B

B



FLAT PATTERN VIEW

A

A



UNLESS OTHERWISE SPECIFIED:
DIMENSIONS ARE IN MILLIMETERS
-TOLERANCES-

| | |
|-----------------|----------------------|
| DECIMALS | ANGULAR |
| X = +/- .5 | .X = +/- .30° |
| .X = +/- .1 | .XX = +/- .15° |
| .XX = +/- .01 | |
| .XXX = +/- .001 | SURFACE FINISH = 250 |

FINISH

PART NO.
111-PHX-02-3201-1

CAD GENERATED DRAWING.
DO NOT MANUALLY UPDATE
DO NOT SCALE DRAWING

| | SIGNATURE | DATE |
|----------|----------------|------------|
| Designer | Roger L. Smith | 10/20/2009 |
| Drawn | Roger L. Smith | 10/20/2009 |
| Checked | RJ Ponchione | 4/12/2010 |
| Engineer | RJ Ponchione | 2/20/2010 |
| Approved | Walt Sondheim | 4/12/2010 |

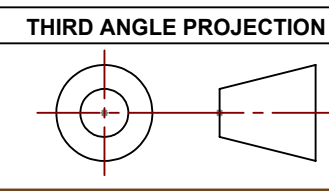
HYTEC, INC

TITLE
**PHENIX CENTRAL UPGRADE
FVTX STATION 1
EXTENSION CABLE 1A**

DWG. NO. **111-PHX-02-3201** SIZE **D** SHEET NO. **2 of 2**

SCALE **2:1** REVISION

THIS DOCUMENT CONTAINS INFORMATION THAT IS THE PROPRIETARY PROPERTY OF HYTEC, INC.
REPRODUCTION, DISCLOSURE, OR RELEASE TO OTHERS, MANUALLY OR ELECTRONICALLY,
IS STRICTLY PROHIBITED WITHOUT THE PRIOR WRITTEN CONSENT OF HYTEC, INC.



8 7 6 5 4 3 2 1